



# EUGENE NEWSLETTER

# PCjr CLUB

Volume 2,  
Number 2  
February 1986

P. O. BOX 3695, EUGENE, OR

97403



MARK THE **SECOND THURSDAY** OF EACH MONTH ON YOUR CALENDAR FOR THE **PCjr MEETINGS**. Meetings start formally at **7:00pm** and doors will be open at **6:30pm** for set-up and "early birds" at the Library of **IDA PATTERSON SCHOOL, 1510 West 15th Street, Eugene**. (Notice will be made of any changes). Meeting dates for the year are: Feb. 13, Mar. 13, Apr. 10, May 8, and June 13. (Notice how many dates are on the 13th?) **SEE YOU THERE?**

**FEBRUARY MEETING: THURSDAY, FEB. 13, 7:00pm**

## FEBRUARY MEETING AGENDA

1. Maintenance of your Computer - Del Shuck of Valcom
2. Demonstrate "Golden Oldies" (games) - Gary Schaefer
3. Demonstrate "Accutax 86" (a public domain tax preparation program for 256K) - Lou Brown

Be sure to come with a lot of questions to ask Del Shuck about the maintenance and upkeep of your machine. Please give some thought to the questions you have had because these are probably questions we have all had at some time.

Remember Mr. Peanut, of the Planter's Peanut Co? And then along came the Charlie Chaplin image used by IBM promotions. With early references to the JR as "the Peanut", we combined both here. Anyone for a club mascot? Bill Roy

Titles and graphic images are courtesy of the Broderbund PRINT SHOP. PCjr by Dick Page.

## Join your Computer Club NOW!

It's not presumptuous to say that YOU need the Club and the Club needs YOU... for information and skills, for price breaks and industry info and CAMARADERIE, join your local Computer Club

Eugene PCjr Club  
50cents 50cents

**RAFFLE**  
*3 Hours of Instruction  
Courtesy of ValCom*

The "Fund Raiser" of-the-month, will be to raffle off 3 Hours of Instruction on the PCjr courtesy of ValCom! These hours have a high cash value, so don't miss out on this opportunity to pick your problem areas to work on. Raffle tickets will be sold at 50 cents each at the meeting. Next month (March), we will raffle off a software package of Broderbund's new The PRINT SHOP, which has just been recently made available to the PC crowd! It has a retail value of \$49.00.

**PRINT SHOP**

TO BE RAFFLED OFF AT THE MARCH MEETING!!!

## PUH-LLEEZE!

### MATERIALS FOR THE NEWSLETTER:

**PUH-LLEEZE!** Newsletter materials are due about the 1st of the month preceeding publication. Format is 45 characters wide (if to be printed in condensed or compressed mode, or if we are to print it from YOUR disk). OR, print materials out to 3 3/8" wide columns. And, if YOU are printing it out PUH-LLEEZE... oh, please, use a ribbon dark enough to reproduce by Xerox! Materials on a light grey ribbon have to be re-entered an' "we HATE to do it"... it's the redundancy, you know!

The PCjr NEWSLETTER is a publication of the Eugene PCjr Club, P.O.Box 3695, Eugene, OR 97403. Annual dues are \$20/household, or the NEWSLETTER only may be obtained separately for \$12/year (as a service to more distant PCjr owners). Curious parties may obtain up to three issues, and attend up to three meetings without obligation for a "look see". Any materials published are in the interest of furthering the cause of the PCjr computer and its use. No guarantees are stated or implied by the staff or editor. All contributions and materials are gratefully accepted.

Bill Roy, Editor 686-8416



## at the Last Meeting...

The January meeting was called to order by Club Pres, Ginny Dobson. A reminder was made to get information into the Newsletter by the third Thursday of the month. A ruined disk was dismantled and passed around to show the difference between single and double sided disks. Mary Burich had been scheduled to do a presentation on PC File but as she is in Bangkok at the present time, she will do it at the April meeting. At the February meeting, Dale Schuck, who is the maintenance person for ValCOM, will be present to answer your questions about maintenance of the PCjr. Labels for January newsletter were hand-written because Mary is the only one who knew to use PC File to make them. That information on how to do that will be in a future newsletter.

It seems that some jrs. bought in Nov. 1984, were equipped with faulty cables so if you have been having trouble getting your printer to work, that may be your problem. If it is, take your machine back to where you bought it and they will give you a new cable, even if your machine is past its warranty date.

If you have coffee or doughnuts, etc. at the break, please leave a donation as money for break-time snacks is getting scarce.

If you are planning on buying more memory for your jr., don't wait too much longer. The big companies are discontinuing them and they are selling out at big discounts right now.

The newsletter is now accepting ads from private businesses.

Jim Cox gave an in depth presentation on how to use Basic. At LCC on January 25th and February 1st, Jim Cox will be having special classes on how to use PC Write. The cost is \$20.00 for the class with an additional \$5.00 for a disk and that money will go to the jr. Club.

Many people had different comments and additions to make about what they have tried with Basic and BasicA. If they could submit their comments to the newsletter, it would be appreciated.

Dick Page took apart a disk drive to clean it and show how to lubricate it. There are certain noises that the jr. makes that oiling will not help. If the inside of your disk drive is dirty/dusty, get a can of compressed air to clean some of that dust out. Radio Shack carries both items.

## NEWSLETTERS from "all over"!

Suddenly, we are "listed" and getting inquiries and exchange Newsletters from all over... We have IBM/IBM PCjr newsletters from: PCjr's of Southern Nevada, Las Vegas; OK PCjr User's Group, Oklahoma City; Eugene IBM-PC Club; Eugene 99/4A User's Group; AppleEugene; Tri-Town PCjr Users Group, Windsor CT; Quad-City PC User's Group, Bettendorf, IA; Hawkeye-PC Users' Group, Iowa City, IA (with 3+ pages of commercial advertising!); and inquiries from Colorado, Connecticut, California, Iowa, Georgia, Kansas and Portland. The Newsletters will be available for inspection, and eventually placed in our "Documents Library". We'll continue to bring "excerpts" from these in our own newsletter.


Another month has passed, and the club continues to grow! With new subscribers in Connecticut and Colorado, and new members locally, the NEWSLETTER reaches ever further. However, with the growth comes responsibility, and the need for more original material. Dick Page and I have gotten to look through all the issues of PCjr magazine, which lasted about a year, and will be working up a report on them. Also, we hope to print a "complete" guide to drives and memory additions for the jr. That takes some research and diagramming, so if there are any volunteers to aid in this project, make yourselves known!

There will be new classes from the Business Department of LANE COMMUNITY COLLEGE, starting with:

Sat. March 15 & 22, DATA BASE & PC FILE 8-1pm  
 Fri. April 4, 1400-1900 hours, and Sat. April 12, 0800-1300 hours, Introduction to IBM-PC and to D.O.S.  
 Sat. April 19 & 26, 0800-1300 hours, Spreadsheets featuring PC-Calc.

Cost is \$20.00 registration payable to LCC + \$5 to class for Program disks (latest versions will be provided). Also bring a couple of blank disks to class. For further information, call Jim Cox at 726-2221.







## Doctoring IBM Writing Assistant

INSTRUCTIONS FOR CHANGING WRITING ASSISTANT BACKUP COPY TO WORK WITH A PCjr WITH A DIFFERENT AMOUNT OF MEMORY THAN THAT AVAILABLE WHEN THE PROGRAM WAS FIRST PURCHASED OR THAN THAT AVAILABLE WHEN THE PROGRAM WAS FIRST UPGRADED FROM VERSION 1.00 TO VERSION 1.01

(How's that for a title!)

by Dick Page



Please note before starting:

1. Use INSTRUCTIONS "#256+" only if you have a WRITING ASSISTANT BACKUP COPY which is made to work on a PCjr with 128K of memory and you have now purchased a memory expansion attachment which boosts total memory to 256K or more.

2. Use INSTRUCTIONS "#128K" if you have a WRITING ASSISTANT BACKUP COPY which is made to work on a PCjr with 256K of memory, but your PCjr only has 128K.

\*\*\*\*\*  
CHANGING A 128K BACKUP DISKETTE FOR USE ON A PCjr WITH AT LEAST 256K +---+---+---+---+

Note: These instructions are for altering your back-up copy of Writing Assistant Version 1.01 and will not work if you have Version 1.00.

The Writing Assistant Master Program Disk contains the WRITE,EXE and WRITE,SWP programs which work for 128K computers. The Writing Assistant Sampler Program Disk contains the WRITE,EXE and WRITE,SWP programs which will work for 256K (or more) computers. WRITE,NON also needs to be on the BACKUP diskette.

To alter your BACKUP diskette to address your 256k (or more) you first erase the WRITE,EXE and WRITE,SWP programs from your BACKUP diskette by typing the following at the DOS A> with your BACKUP diskette in Drive A:  
ERASE WRITE,EXE

Now press the return key. Next type at the A>: ERASE WRITE,SWP

Again press the return key.

Remove the BACKUP diskette from your drive and insert the SAMPLER diskette in the drive. After the A> type the following:

COPY WRITE,EXE B:

Press the return key. When you are prompted to "Insert the diskette for Drive B" remove the SAMPLER diskette and insert the BACKUP diskette. When you are prompted to "Insert the diskette for Drive A" remove the BACKUP diskette and insert the SAMPLER diskette. (This will have copied WRITE,EXE from

your SAMPLER diskette to your BACKUP diskette.)

Next copy WRITE,SWP from the SAMPLER diskette to the BACKUP diskette by typing the following after the A> with the SAMPLER diskette in the disk drive:

COPY WRITE,SWP B:

Press the return key and again switch diskettes when prompted. (This will have copied WRITE,SWP from your SAMPLER diskette to your BACKUP diskette.)

After the A> next type DIR to see if WRITE,NON is on your BACKUP diskette. If it is there, your BACKUP diskette is now ready to use (If it isn't there you probably have Version 1.00, not Version 1.01. Look on your MASTER PROGRAM and SAMPLER diskettes [using the DIR command] for the program and copy it, if available, to the BACKUP diskette [using COPY WRITE,NON B:]).

To start Writing Assistant without displaying the IBM logo each time, at the A> type WRITE rather than G. Once the main menu is displayed your 256k BACKUP diskette can be removed and your "SAVE" diskette placed in the drive.

If you have successfully altered the BACKUP diskette, the only time you should need to reinsert the BACKUP diskette is when you want to do a spelling check. If you are asked as you switch from the main menu to the other selection screens to insert the program diskette, then you have not successfully altered your BACKUP diskette and must read and follow the above instructions more closely. Good luck!

\*\*\*\*\*  
#128K INSTRUCTIONS:

CHANGING A 256K BACKUP DISKETTE FOR USE ON A 128K PCjr +---+---+---+

Note: These instructions are for altering your backup copy of Writing Assistant Version 1.01 and will not work if you have Version 1.00.

The Writing Assistant Master Program Disk contains the WRITE,EXE and WRITE,SWP programs which work for 128K computers. The Writing  
continued on page 5...



## FLIGHT SIMULATOR Scenery Disks

A Software REVIEW: by Bill Roy

If you've been flying your CESSNA 182 around with **MICROSOFT's FLIGHT SIMULATOR**, and have worn the skies out in the four regions (New York - Boston, Chicago, Seattle, and Los Angeles) and the twenty or so airports detailed in your manual within these areas, then perk up your interests with the new **SCENERY DISKS** from **subLOGIC Corp.**, 713 Edgebrook Drive, Champaign, IL 61820! These scenery disks have an incredible amount of information on them, and work with **Flight Simulator II**, **MICROSOFT Flight Simulator**, and **JET!** I'm not a **JET** flyer, so hope that those of you who are, will please spare us on your bombing and strafing runs!

Anyway, there are 12 scenery disks that cover the country coast to coast! (I believe only the western US is currently available on six disks, at @ \$19.00 each, or the set for \$99.00) I purchased the #4 disk, for (this) Klamath Falls-Seattle-Great Falls region, and have given it only the briefest of tries. Some of the airports included that are close to us are Bandon, Bend, Eugene, Gold Beach, Grants Pass, Klamath Falls, Lake-view, North Bend, Roseburg, Sisters, etc. Also included are regional NBR and VOR navigational systems. I found it puzzling that Redding, CA had four airports (Sky Ranch, Municipal, Benton and Enterprise) listed but Salem and Corvallis (an ex-airbase) were left off! Portland is in the Seattle sub-region, and it is not difficult to fly from one region to another... in "real" time (actual speed, so a 1 hour flight to Portland takes a full hour on the computer simulator, unless you use a special procedure to skip [I haven't had the nerve to try a flight to O'Hare-Chicago on a "real-time" "visual flight rules" flight from Mahlen-Sweet Airport in Eugene!])

For Eugene, a quick taxi out to the main runway (RWY 16-34), and lift off (usually heading North), reveals some familiar landmarks. As a bit of altitude is gained, Eugene-Springfield can be found to the right, in a grey patch of urban sprawl, and Fern Ridge Reservoir is to the left (even the shape is correct for you sailors!). Interstate 5 shows up as a north-south white line, and a river flows in from the east (slightly too far to the south) although I couldn't decide if this was the McKenzie or Willamette (I'd prefer both). It is wonderful to fly in familiar territory! A brief flight west brought the Pacific into view, but since it was two ay-em, (and I hadn't set the "game" for night flying), I made a lazy circle at 4000

feet and came back to good ol' Eugene.

I thought a major thing left out was... the **mountains!** With the coast range of the Cascades to the west and the Cascades to the east, I was frantically trying to find altitude figures for Mt. Jefferson, 3-Fingered Jack and the Three Sisters for fear of smacking into them - to say nothing of the Coburg hills, etc. For a town in the end of a valley, it seemed like a major oversight. I transferred to Portland International and headed East, but no Mt. Hood! Astoria had proper inlets and bays, Portland sat properly along and between the Willamette and the Columbia, and besides Portl. Intern., included Troutdale and Hillsboro airports and the Newburg VOR beacon.

I enjoy this disk, but hope that the makers will add two things to the options: Three dimensional mountains (you can smack into the world trade center, statue of liberty, etc., in New York!), and also throw in some airport traffic, especially at the big major airports. Until then, climb into your CESSNA 182, set the time for dusk, add a couple of cloud layers, some cross-wind, set the VOR at 112.9, taxi out to a good take-off and head for Winnemucca for the weekend!

Software REVIEW:

*April 15th Coming Up!*

ACCUTAX '86

(1985 Tax Year)

by Lewis Jones

A Tax preparation software program is available from ACCUSOFT, P.O. Box 16706, Kansas City, MO 64133.

Requirements are: 192k, DOS 2.0 or higher, at least one 360k disk drive and an 80-column display. A printer is necessary if you intend to file computer-generated IRS forms. Documentation is on the diskette.

This program is a user-supported tax preparation software product for 1985 individual tax returns.

All of the most commonly used forms and schedules are supported; Full screen data entry designed to follow IRS form layouts; Figures are automatically transferred between forms and schedules; Calculations are automatically done for you with verification checks throughout the data entry process; A pop-up calculator can transfer a result directly to tax return; Supporting forms and schedules are printed in a format suitable for filing directly with the IRS; Function keys and menus make the program easy to use.

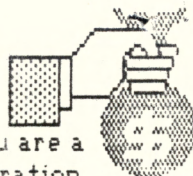
I found this program to be extremely user

continued on next page...



**ACCUTAX '86** Continued...

friendly and well documented. If you are a person that does your own tax preparation using pencil, paper and calculator, then you are in for a pleasant surprise by the ease and quickness of this program. The cost of the software is tax-deductable.

**NOTES ON PC-FILE III (Public Domain)**

As many of you heard at the last meeting, there was some difficulty getting the labels to print onto the single labels used with the tractor feed. In order to get the address labels to print with the name, address, city/state on different lines, the following procedure must be followed:

Press F6 while viewing the master screen. On the F6 screen you will be given a choice of fields. Move the cursor to the first selection (blank space) and indicate this choice.

You will next see a screen with listings of all information in the file (e.g., name, address, etc.)

At the bottom of the page there will be Column 0 - put in the first information you want (e.g., name). Enter this information.

Once entered, the bottom of the page will say Column 39 (or another number). At this point use a "/" (without parenthesis) and push enter.

At the bottom of the page you will note that you are back again to Column 0. Put in the next item to be printed on the address label (e.g., address) and push enter.

Now at the bottom of the page you will once again see Column 39. Put in the "/" (without the parenthesis) and push enter.

Your Column 0 should return again and you can put in the next information needed (e.g., city/state) and push enter.

Continue this procedure being careful to only enter the information for the mailing label when the bottom of the page indicates Column 0.

The mailing labels contain 6 lines including spaces. After you have completed all the needed information. Be sure to continue the process and also use the "/" (without the parenthesis) at the Column 0 to allow for the blank lines.

Your mailing label should now read:

Name  
Address  
City, State Zip

etc., etc.,

by Gini Dobson

**Writing Assistant**

Continued from  
page 3....

Assistant Sampler Program Disk contains the WRITE.EXE and WRITE.SWP programs which will work for 256 or more K computers. WRITE.NON also needs to be on the BACKUP diskette.

To alter your BACKUP diskette (used for PCjr's with 256K or more K) to work on a PCjr with only 128K you first erase the WRITE.EXE and WRITE.SWP programs from your BACKUP diskette by typing the following at the DOS A> with your BACKUP diskette in Drive A:

ERASE WRITE.EXE

Now press the return key. Next type at the A>: ERASE WRITE.SWP

Again press the return key.

Remove the BACKUP diskette from your drive and insert the MASTER PROGRAM diskette in the drive. After the A> type the following:

COPY WRITE.EXE B:

Press the return key. When you are prompted to "Insert the diskette for Drive B" remove the MASTER PROGRAM diskette and insert the BACKUP diskette. When you are prompted to "Insert the diskette for Drive A" remove the BACKUP diskette and insert the MASTER PROGRAM diskette. (This will have copied WRITE.EXE from your MASTER PROGRAM diskette to your BACKUP diskette.)

Next copy WRITE.SWP from the MASTER PROGRAM diskette to the BACKUP diskette by typing the following after the A> with the MASTER PROGRAM diskette in the disk drive:

COPY WRITE.SWP B:

Press the return key and again switch diskettes when prompted. (This will have copied WRITE.SWP from your SAMPLER diskette to your BACKUP diskette.)

After the A> next type DIR to see if WRITE.NON is on your BACKUP diskette. (If it isn't there you probably have Version 1.00. Look on your MASTER PROGRAM and SAMPLER diskettes [using the DIR command] for the program and copy it to the BACKUP diskette [using COPY WRITE.NON B:].) If it is there, your BACKUP diskette is now ready to use.

To start Writing Assistant without displaying the IBM logo each time, at the A> type WRITE rather than G. If you have successfully altered the BACKUP diskette (to work with a PCjr with 128K), you will be asked to switch back and forth from the BACKUP diskette to your SAVE diskette when you are using the "GET/SAVE/REMOVE" menu. Good luck!

Jan 1986

by Dick Page



**Advertising/CLASSIFIEDS**

The PCjr NEWSLETTER will accept advertising as follows:

COMMERCIAL AD RATES: per insertion- two pages \$70; one page \$40; 1/2 page \$25; and 1/4 page is \$15. Cash in advance.

CLASSIFIED: "For Sale" ads are \$2.00 for 25 words, on commercial transactions, free to members where information only is exchanged. Ads should be placed by two weeks before the next club meeting.

PERSONAL: Single, lt.tan, enhanced PCjr, 128k mem.exp., printer port, joystick & 10 key, plus RGB color, into W.P., D.A.C. Easy, Flight Simulator, wanting to meet slightly used basic jr, for exchange of software, files, buff(er) and fun'n'games, chicklet keyboard and modem considered plusses. Write Box S, c/o NEWSLETTER.

PORTLAND MARKET: As of February 5th, a brief survey of several Portland (read that Southwest Portland), stores, shows the Keytronic Model KB-5151jr keyboard at \$189 and the Microsoft 128k booster with MOUSE at about the same price both at CONROY-LaPOINTE, Hwy 99W and Hwy 217,

Tigard (just west of I-5), and Egghead Software still has some LOTUS 1,2,3jr available at \$245, Beaverton Town Square, plus a good selection of other Jr, regular and educational software.

XETEC, Inc., makers of the FX-500 add on (top) 2nd disk drive have the lowest price we've seen at \$299.95 (3 or more units are \$275.00 each). It was \$399.95, and comes with cables, software and documentation. Available from M P G Associates, Jim Pechin, 7335 S. Hillside, Wichita, KS 67233. (316)522-6143. Call and leave a message or write for information on memory expansion & hard disks! If anyone is seriously interested, lets talk up a group purchase at the next meeting! A flyer will be on display.

RACORE has a wide selection of PCjr Accessories with computer club prices... their Drive II w/wo memory, 10 and 20MB hard disks, memory exp boards, adapter cables for PC keyboards to the PCjr... and LANpac PCjr... a Local Area Network to use up to 250 stations (jrs) to be used together in a work environment! We'll have some brochures at the meeting!



**EUGENE PCjr CLUB**

P. O. BOX 3695,  
EUGENE, OR 97403

PAGE, RICHARD  
5025 WILLAMETTE STREET  
EUGENE, OR 97405

**PCjr LIVES!**  
COURTESY, RACORE CORP.