

IT SEEMS LIKE ONLY YESTERDAY

...And yesterday was a great day.

It was a day when all brave new Kaypro users were welcomed to KUGLAND. A day of great adventure and expectations. But that was a year ago this month, and the excitement of new adventures is still with us.

With this issue, Vol 1 No 6, we celebrate our first birthday. This is your birthday, too. Together we have grown from infancy to toddler helping each other while we stumbled and groped for a better understanding of the Kaypro and its bundled software.

The ideas and suggestions that you offered, the articles and reviews, all helped us to mature more rapidly. It is your unselfish attitude that has allowed us, through your KUGRAM, to help other KUGGERS through frustrating times.

If this editorial sounds like a thank you, it is. We share with you the thousands of thank you letters we have received from all over the world.

Your support has allowed us to grow. It has helped us offer additional material in the KUG newsletter. (Some of our members are calling it a journal.) It has grown from eight pages to thirty two and will continue to grow as your needs continue to grow.

Our KUG Bulletin Board, with over a thousand accesses a month, is helping members with questions get answers from other members. We know that you all can't get on the KUG Bulletin Board (KUGBB), so we have taken one of your suggestions and started a new feature titled "THE BEST OF KUGBB."

As we look forward to the next tomorrow, we see lots of new and exciting things happening in KUGLAND.

The KUGRAM will continue to grow with new features and helpful information.

The KUG Bulletin Board will expand to allow more members to "get on board."

A new newsletter for all local KUG chapters. This will give us a closer knit KUG community and still allow us the individualism we need.

We will continue to help members join or form local KUG chapters. Our free booklet will be revised to include some new helps and tips.

You will soon be able to get most printer configurations from KUG just for the asking.

Software updates will be available.

The KUG library is growing. (See inside.) And more and more contributions are coming in. (Keep 'em comin'.)


As the year progresses, we will be striving for new and better ways to serve all our members. There are many of your letters with lots of good ideas still waiting to be implemented. Be patient. We've just begun to "crawl." In a short time we will be "up and running."

If I remember correctly, birthdays should be fun. (I should remember; I've had quite a few.) So let's enjoy it and look forward to our next one.

O.K., it's time to make a wish. Now on the count of three



Box 100



Dear KUG,

I have the answers to two questions posed in the August-September newsletter. Both answers are courtesy of the helpful folk at Programs Unlimited.

QUESTION 1. How do you begin footnotes with a number other than 1?

A... Do blank footnote commands (@foot< > @foot< > @foot< > etc.) until you reach the desired footnote number minus one.

B... Do a newpage command: <cr> @NEWPAGE <cr>

C... Do the footnote command for the beginning footnote.

D... Discard page or pages containing the blank footnotes.

RESULT: a fresh page beginning with a footnote that has a number other than one.

QUESTION 2. How do you save text on a disk other than the one in the disk drive?

This problem arises when you forget to place the file on "B" and you have not yet saved the data.

ANSWER: Instead of trying to save the data with C-X, C-S, type C-X, C-W. When the screen displays "File to Write?" type "b:thisfile" <cr>.

This transfers the file from the wrong disk (A) to the right disk (B).

RESULT: Both your data and your sanity will be saved.

Judge Lewis Kapner
258 Country Club Road
Palm Beach, FL 33480

* * *

Dear Editor:

A recent newsletter raised the question of the mystery of the non-working coil cords for the Kaypro keyboard.

The Data Products Division of Capital Telephone Company has two products of particular interest to all Kuggers.

First, they have 12 ft. coiled cords for the keyboard WHICH WORK! The cords are guaranteed to work on even the most stubborn Kaypro, or they will refund the purchase price. (I went through 5 different brands, including Radio Shack and the AT&T phone stores, all of which did not work. I tried Capital's and it performed beautifully.) Kuggers' cost is \$9.95 postpaid.

Second, they have CRT (picture tube) screens which will convert the rather harsh glare of the Kaypro II and Kaypro 4 picture tubes to the soft easy-on-the-eyes look of the Kaypro 10. The screen is especially manufactured for the Kaypro, and no tools are required to install the screen, so your hardware warranty is not voided. (Yes, not even the bezel need be removed for a professional appearing installation.) Kuggers' cost is \$19.95 postpaid.

Capital Telephone Company does not take credit cards, but told me personal checks and money orders are cheerfully accepted. District of Columbia and Maryland residents must add sales tax (6% and 5%, respectively).

Mail orders are accepted at: Capital Telephone Company, Data Products Division, P.O. Box 34470, Bethesda, MD 20817.

Richard W. Mostow
8022 Park Overlook Drive
Bethesda, MD 20817

* * *

I purchased my Kaypro to do the normal things that a computer does, but also wish to utilize it in my Ham Radio Station to operate my radio equipment on RTTY and CW. I have my interface almost hooked up but have no software. Do any Kuggers know of any operators who are using the Kaypro? Anything you come up with will be appreciated.

Oscar M. Lofstrom
WD5HRW/AFA4CR
5109 N.W. 19 Terrace
Oklahoma City, OK 73127

Some comments on Perfect Writer and Perfect Speller, which I have been using almost daily for some three months as a professional writer:

The only real weakness in these programs seems to me the formatting part of PW. A major part of the problem is the great number of options available, though once you get used to them they can be very valuable in turning out visually attractive copy. Hardly less serious, however, are the limitations of the Formatting section of the PW User's Guide, which is incomplete, sometimes confusing, and occasionally plain wrong. For example, it doesn't explain that "Spacing" and "Spread" are cumulative commands, e.g. that "Spacing 2 lines" plus "Spread 1 line" add up to a spread (between paragraphs) of 3 lines. It doesn't mention that the "Indent" format doesn't recognize paragraphs—that is, unless you type in a command separately for each paragraph, it runs them all together. These and other details of formatting have to be learned by trial and error. A thorough rewrite of this portion of the manual would be invaluable.

Thus far, Peter J. Farrow's complaints about PW formatting have merit, but I suspect part of his problem is self-created. Generating printout with PW can be simple, if you keep it simple; that is, the more elaborate the format, the more chance of making errors. The simplest way of all is, in effect, not to format at all. That is, set up the copy on the screen exactly the way you want it—margins, spacing, indents or whatever. Then after saving it, go to the formatting menu and pick the "VERBATIM" option, followed by the "Send output to printer" (P) option. (This sends the formatting data directly to the printer, rather than setting up an intermediate [.FIN] file.)

The only limitation is that this "quick print" option won't give you underlines and boldface in the printout, but you can't have everything! If you really need these, setting up a .FIN file adds only one extra step. But the Verbatim option still remains useful if you prefer to "show" the machine what you want rather than "tell" it.

Until you're used to formatting—and always in the case of elaborate formats—it's desirable to check your work with the "Send output to console" (C) formatting option, which enables you to see the copy exactly as it will appear on the page (minus underlines and boldface). A problem here, not dealt with in the PW manual, is that the copy moves past you too quickly for anything but an overall view. The solution, given me by Perfect Software, is to type CTR-S. This "freezes" the screen, giving you a chance to examine it in detail. To resume formatting, hit any key. This command is also useful for freezing error messages that appear during formatting, which otherwise last only for seconds. Note, by the way, that the C option formats only on the screen—i.e., you must re-format to get a printout.

Worth noting, incidentally, is an "extra" command not listed in the PW manual—ESC followed by the "cursor up" arrow key. This has the same effect as ESC...C—K (delete entire line), but is quicker. There are also a number of commands listed summarily in the FUNCS.TXT file of the manual (pp. A-43 to 52) which are not described or explained elsewhere; I'd appreciate hearing from anyone with information on what they do. One of them, ESC...S, centers the line being written, which—Farrow take notice—is useful if you're using the VERBATIM option and want a centered line. However, don't try to combine this with the @CENTER formatting command, or you'll run into trouble.

Robert Claiborne
80 Perry Street
New York, NY 10014

* * *

In response to George Kren's inquiry on how to get footnotes to begin on another disk with a number other than 1 on manuscripts that extend beyond a single disk, I have solved this problem by setting up a file with dummy footnotes. I have a file with 200 dummy footnotes and merely use the PIP command to transfer the number I need to the beginning of the next disk to continue the sequence of my footnotes. I learned this technique from a factory representative I spoke with at Kaypro.

Gerry Fowler

GET IBM-PC COMPATIBILITY FOR YOUR KAYPRO II OR 4

How? With SWP's **CO-POWER-88**, a 16-bit 8088 coprocessor that runs CP/M-86 and MSDOS. Once CO-POWER-88 is installed and MSDOS is booted, just put an IBM-PC disk into either drive and run IBM software!

You can run IBM-PC programs from the IBM-PC disk or copy them to a Kaypro-MSDOS disk. And CO-POWER-88's MSDOS also lets you format disks in the IBM-PC format so an IBM-PC can run your software.

As a coprocessor, CO-POWER-88 adds a new processor, the 8088, to the Kaypro without altering the Kaypro's Z80 processor. That means you can run MSDOS and CP/M-86 from the 8088 AND still run the Kaypro's CP/M 2.2.

CO-POWER-88 is fast—it runs at 5.33 MHz. It is easily installed in the Kaypro in minutes. Complete documentation with easy to follow steps is included.

In seconds you can switch from CP/M 2.2 to MSDOS or CP/M-86 and back. The Kaypro is always booted with CP/M 2.2. Then the simple command "MSDOS" is entered to begin the MSDOS boot procedure, or the command "Z88" is entered to boot CP/M-86. Returning to CP/M 2.2 is done by the command "Z80".

CO-POWER-88 never has to sit idle. While you're running CP/M 2.2, CO-POWER-88's RAM can be used as a high-speed simulated disk drive, M:. Programs run from M: don't require disk access time, greatly decreasing job time! M: allows the Kaypro to do applications like word processing in a fraction of the time it takes on a standard drive.

CO-POWER-88 is available with 128k or 256k RAM. Both versions include MSDOS and your choice of either CP/M-86 or MSBASIC. The 128k CO-POWER-88 can be upgraded to 256k with our 128k Add-on Ram card. CO-POWER-88 is currently available for the Kaypro II and 4.

CO-POWER-88 is also available for many other Z80 CP/M microcomputers such as the ATR8000, the Actrix, the Xerox 820, the Bigboard, and the Zorba. Other computers will be added soon.

New Pricing:

| | |
|---|----------|
| 128k CO-POWER-88 w/ MSDOS and CP/M-86 or MSBASIC | \$550.00 |
| 128k Add-on RAM Card | \$200.00 |
| 256k CO-POWER-88 w/ MSDOS and CP/M-86 or MSBASIC | \$699.95 |

Dealers: Call for dealer requirements.

For orders: We accept MasterCard, Visa, money orders or checks. Shipping charges and applicable taxes will be added. Call for delivery time. Prices and specifications subject to change without notice.

Trademarks: CO-POWER-88, ATR8000, SWP, Inc. Z80, Zilog. CP/M, CP/M-86, Digital Research, Inc. IBM-PC, IBM. MSDOS, MSBASIC, Microsoft. Kaypro II and 4, Non-Linear Systems.

SWP
Inc
MICROCOMPUTER PRODUCTS

2500 E. Randol Mill Rd - 125
Arlington, Texas 76011
817/469-1181

Dear KUG:

KUGRAM issue Vol. 1 No. 3 has saved the day for me. There were so many of my questions answered that I can not begin to list them here. Just let it be said that I will be a lifetime member of KUG. With that in mind, I will pass on a tip or two that I hope will help other KUGGERS who may have run into the same problems that I have had.

First, a comment about Perfect Writer. I think it is a great software program. Like others, I have found bugs, but I anticipate that they will be corrected in future editions of the program. The bug that bothered me the most for a while was in the use of the the @LEVEL command. When printing text formatted with the @LEVEL command and with the LEVELHANG parameter set at YES, the left margin of the first line of the text would sometimes be indented 1 or 2 characters. The numbers would all be left justified correctly, but not the text, and then just the first line of the text would not line up correctly on the left side. The correction that I found for this was to use the @W command somewhere in the first line of the paragraph. Two words that were printing with only one space are bracketed and an extra space or two is inserted between the words. This lengthens the line enough so that when formatting occurs, the left margins all line up, including the first line. A little experimenting will help you solve this problem for any document.

In the last issue of the KUGRAM there was a lot of discussion about how to view the actual text on the screen as it will be printed. Using my printer type for console output sure gave me good results and my thanks go out to those contributors. One thing that was not covered was how to get the width of the document on the screen to be the same as on the printer. The answer is that you can print your document to the screen without any left margin. This gives you the full 80 character width of the screen for text. To accomplish this, use the @STYLE command with LEFTMARGIN 0 CHARS and LINEWIDTH 78 CHARS.

(continued)

This example will print to the screen as a document would look that is printing 12 characters per inch on 8 1/2 X 11 inch paper with 1" margins on the right and the left sides. For 10 characters per inch printers with 1" margins the line width parameter would be 65 characters. For this to work the @STYLE command can not include the RIGHTMARGIN parameter. When you are ready to actually print your document, you need to adjust the @STYLE command parameter for the actual left margin that you want and any line width change that you may want to make. A little experimenting will lead to a lot of reward with this trick.

I am using a Daisywriter 2000 printer with my KAYPRO and having no problems at all. Currently I am running through the Centronics port, but I have also used the RS232C port for printing. For any who are having trouble, the DIP switch assignments for Centronics port communications and Diablo protocol are:

TOP - DDDDDDDD
MIDDLE - UDUDUUUD
BOTTOM - DDUDUUUU

The DIP switch assignments for RS232C port communications, Diablo protocol, and 1200 baud that worked for me are:

TOP - DDDDDDDD
MIDDLE - UDDUUUUU
BOTTOM - DUUUUUUU

With RS232C communications you must be sure that pins #2 and #3 are correctly wired in your Daisywriter cable. Mine were not and I had to switch them around for the cable to work.

Now I need some help. Does anyone have the pin assignments and signal directions for the RS232C port of the KAYPRO? The only 3 pins that I am sure of are #2, #3, and #5. That leaves me wondering about pins #1, #4, #6, #7, #8, #11, #12, #20, and #22.

Anyone who would like to share their experiences, my phone number is 913-462-2174.

William R. Meier
Drawer J
Colby, Kansas 67701

Dear Kuggers,

The newsletter is very interesting, and it is surprising how some seemingly very small ideas can be so useful. I guess that the ideas become simple first after someone has worked them out the hard way.

Personally I do wish to share some table handling routines in S-BASIC. I had the need for steam data (steam tables) for a group of programs. Therefore, I entered 51 tables, each with 24 lines and with 4 columns as Arrays "DIM(23,3)" on random access disk files. As each number of "REAL" type requires 4 bytes of storage space, each table will require a random record size of 384 bytes (24x4x4), which incidently corresponds to three disk sectors of 128 bytes each.

When I have large programs, I call in only one table at a time, according to the following principle:

```
VAR Y=BYTE
VAR L,C,T,ADDRESS=INTEGER
DIM BASE REAL TABLE(23,3)
FILES R(384)
OPEN #0;"TABLES"
LOCATION FILE ADDRESS=#0
LOCATE TABLE AT ADDRESS
RECORD.SEQUENTIAL OFF
1 INPUT "TABLE, COLUMN, LINE ",T,C,L
READ #0,T
PRINT TABLE(L,C)
INPUT "ANOTHER FIGURE ? Y or CR",Y
IF Y='Y' OR Y='y' THEN GOTO 1
END
```

Now, if the program itself is really small, there is plenty of machine RAM available, and one can instead use the following principle:

```
VAR Y=BYTE
VAR L,C,T,ADDRESS=INTEGER
DIM BASE REAL TABLE(23,3,50)
FILES R(19584)
OPEN #0;"TABLES"
LOCATION FILE ADDRESS=#0
LOCATE TABLE AT ADDRESS
RECORD.SEQUENTIAL OFF
READ #0,0
1 INPUT "TABLE, COLUMN, LINE ",T,C,L
PRINT TABLE(L,C,T)
INPUT "ANOTHER FIGURE ? Y or CR",Y
IF Y='Y' OR Y='y' THEN GOTO 1
END
```

If someone now wonders how I entered the tables in the first place, the following program does indicate the principle. I can assure you that it is a big job to enter 51 tables with 24 lines, 4 columns each. Consider in addition, that each figure has 6 digits:

```
VAR L,C,T,ADDRESS=INTEGER
DIM BASE REAL TABLE(23,3,50)
FILES R(19584)
CREATE "TABLES"
OPEN #0;"TABLES"
LOCATION FILE ADDRESS=#0
LOCATE TABLE AT ADDRESS
FOR T=0 TO 50
FOR C=0 TO 3
FOR L=0 TO 23
INPUT TABLE(L,C,T)
NEXT L
NEXT C
NEXT T
WRITE #0,0
CLOSE #0
END
```

The problem with this disk file "TABLES" is that it cannot be read by M-BASIC. Now, on the other hand, M-BASIC is very handy for program development (for large programs using these tables). Therefore I developed a system of converting this S-BASIC random access file to a M-BASIC random access file (via a sequential ASCII-file). That is, however, another story.

Sven Erlandsson
3268 Leon Brisebois
Ile Bizard, Quebec
Canada, H9C 1W2

* * *

I would like to suggest some corrections to the PerfectWriter Configuration for the ProWriter which was in an earlier issue this year. Question 14, which is about the command for form-feed, seems to work better when answered "NO." While the command does cause a "form-feed," answering "YES" to question 14 sometimes causes some extra half-page form feeds, especially when using the 17 character per inch font, and when using non-standard paper width. I haven't seen any ill effects to answering 14 as "NO."

Joel B. Stevens
2915 Redwood Dr.
McMinnville,OR 97128

ACCOUNTING SOFTWARE

for Portable, Personal and Desktop Computers

Available for these popular 8-bit and 16-bit microcomputer formats:

All CP/M® 8" Computers (SD)
All IBM PC Compatibles
TRS-80 Model 2 (with CP/M)
TRS-80 Model 4 (with CP/M)
Apple II (with CP/M)
Apple IIe (with CP/M)
Franklin ACE (with CP/M)
Morrow Micro Decision
Northstar Advantage
Corona PC & Portable
Corona Portable
COMPAQ Portable
Hyperion Portable
Seequa Chameleon
TI Professional
Columbia MPC
Osborne Executive
Osborne I (SD)
Osborne II (DD)
DEC VT-180
CompuPro
Xerox 820
IBM PC
IBM XT
KayPro II
KayPro 10

Call about
other formats



"...for several years the de facto standard for microcomputer software, and still a good example of some of the better thought-out software on the market." —Interface Age

**SATISFACTION
GUARANTEED
or Your
Money Back**

Complete
Package of
Software,
Training Aids,
Manuals, and
Users' Newsletter

ONLY
\$395
CP/M format
\$495
IBM format

A Complete System!

includes all four standard general accounting programs:

GENERAL LEDGER is completely integrated to automatically post end-of-month transactions from A/R, A/P and Payroll. It prints 13 detailed reports for the entire company, and optional Income Statements for up to 99 departments. It produces up-to-the-minute comparative financial statements with current, year-to-date, budget, and last year (month and YTD), showing both dollar amounts and percentages, and presents everything you, your bookkeeper, and your accountant need to know about the company. • G/L automatically reconciles all accounts, and maintains extensive, detailed audit trails showing the source of each G/L entry for quick, easy, tracing. • Trial Balance includes all transactions. • Flexible Chart of Accounts • True double-entry bookkeeping. • Master File capacity: 400 Accounts • Monthly Transactions capacity: 1,000 with 200K diskette; 3,500 with 500K diskette; 7,000 per Megabyte with a Hard Disk.

ACCOUNTS RECEIVABLE provides instant, on-line customer account information (both current and aged), with complete, timely invoicing, including open-item (or balance forward) and statement capabilities. It makes the entire billing process fast, easy, and efficient. It quickly identifies your overdue accounts, helps speed collections, helps control your cash flow, and assists you in making better financial decisions. Both detailed and summary customer activity and aging reports are instantly available. • Preprinted forms available for invoices and statements. • Detailed audit trail. • Maintains comprehensive customer data files. • Produces 8 reports and documents. • Includes automatic periodic customer/client billing option which is ideal for service businesses. • Itemized monthly transactions. • Master File capacity: 400 Customers. • Monthly Transactions capacity: 800 with 200K diskette; 3,500 with 500K diskette; 7,000 per Megabyte with a Hard Disk.

ACCOUNTS PAYABLE maintains complete vendor/voucher history and includes check-writing capabilities. Current and aged payable reports are available upon command. It prepares an extremely useful cash flow/cash requirements report that greatly improves management control of your most valuable resource—cash! It prints checks (on commercially available forms on which your company name, address and logo can be imprinted) with comprehensive check stubs that your vendors will appreciate. • Produces 11 reports and documents. • Automatic pay selection program allows payment by due date or by discount date. • Manual and automatic checkwriting. • Check register. • Detailed audit trail. • Itemized monthly transactions. • Master File capacity: 400 Vendors. • Monthly Transactions capacity: 800 with 200K diskette; 3,500 with 500K diskette; 7,000 per Megabyte with a Hard Disk.

PAYROLL is a complete, easy-to-use professional-quality payroll system. Be the office hero each week when the checks come out on time! This program calculates payroll for every type of employee (hourly, salaried, and commissioned) and prints payroll checks (with popular, comprehensive check stubs) with an absolute minimum of input. Your company name and logo can appear on these, too. • Stores and reports comprehensive employee and payroll information. • Maintains monthly, quarterly, and yearly totals for reporting purposes in multiple states(!). • Offers user-maintainable Federal, State, and local tax tables(!). • W-2 printing. • 941 Reporting. • Produces 10 reports and documents. • Master File capacity: 400 employees. An outstanding Payroll package!

Produces 42 Reports & Documents:

General Ledger 1. Chart of Accounts 2. Chart of Accounts with summary dollar amounts 3. Chart of Accounts with prior year comparisons 4. Daily Transactions Report 5. Itemized Monthly Transactions 6. Balance Sheet 7. Balance Sheet with prior year comparison 8. Income Statement 9. Income Statement with prior year comparison 10. Departmental Income Statement(s) 11. Departmental Income Statement(s) with prior year comparison 12. Detail report for individual accounts 13. Trial Balance Statement

Accounts Receivable 1. Daily Transactions Report 2. Invoices (with or without preprinted forms) 3. Statements (with or without pre-printed forms) 4. Summary Aging Report 5. Detailed Aging Report 6. Itemized Monthly Transactions 7. Detailed Customer Activity Report 8. Summary Customer Account Report

Accounts Payable 1. Daily Voucher Report 2. Daily Credit Report 3. Checks with Detailed stubs 4. Check Register 5. General Ledger Transfer Report 6. Cash Requirements Report 7. Transaction Register 8. Open Voucher Report 9. Aged Payables Report 10. Detailed Vendor Activity Report 11. Summary Vendor Account Report

Payroll 1. Federal Tax Tables 2. State Tax Tables 3. Payroll checks with stubs 4. Payroll Check Register 5. Monthly Payroll Summary 6. Quarterly Payroll Summary 7. General Ledger Transfer Report 8. Detailed Employee File Listing 9. Produces 941 Worksheet 10. Prints annual W-2 Forms

System Requirements: Either CP/M® or MS-DOS (PC-DOS) • Microsoft BASIC • 64K RAM • Two disk drives or hard disk • 132 column wide carriage printer, or an 8 1/2" x 11" printer with compressed print mode (an Epson MX-80 or similar printer).

100% SATISFACTION GUARANTEE

No-Risk, 30-day Money-Back Guarantee

Order Desktop Accountant and evaluate it yourself for 30 days. Test the performance of each program using our comprehensive Sample Data Files to enter and process data, query accounts, print checks and reports, and more. Review the five User's Manuals, hear the Training Tape, read the users' Newsletter, even call our Technical Support Group with your questions. You must be completely satisfied with Desktop Accountant or you may return it in good condition with the Sealed Master Disk UNOPENED (it installs your live data) for a prompt, courteous, complete refund!

Desktop Accountant™

FULL-FEATURE, FULLY-INTEGRATED ACCOUNTING SYSTEM

Everything you need to keep the books...at a price you can afford!

Your Bookkeeper, Accountant, and Banker will love you for installing this fine system!

Check these features:

This remarkably-valued Accounting System will manage your company's business records and automate your entire bookkeeping process—from the posting of individual transactions to producing up-to-the-minute Income Statements, Balance Sheets, and other important management reports. Desktop Accountant™ gives you a "Big Company," professional image with printed invoices, statements, and checks. It is user-friendly, completely menu-driven, offers system-prompted data entry, and is compatible with both floppy and hard disks. Feature-for-feature, and dollar-for-dollar it is the best software value on the market! But don't let the low price fool you. Desktop Accountant™ is not a "cheap" accounting system, only inexpensive. That's because original development costs were recovered years ago allowing us to sell an excellent product in high volume at low prices and still earn a fair profit. This high-quality, reliable software was designed and written in 1975 for small-to-medium sized businesses. Since then, it has successfully proven itself in well over 10,000 companies in all 50 states and in 13 foreign countries. It is also used and recommended by hundreds of bookkeepers, accountants and CPAs, including the regional offices of several famous "Big Eight" accounting firms! No other Accounting System offers you so many features, benefits, and valuable extra services. You can pay more but you can't buy more! Desktop Accountant™ is backed by our 30-day, no-risk, money-back guarantee of 100% customer satisfaction! Call for free literature or order now with complete confidence.

Read What Users Say...

"Two hours after receiving the Desktop Accountant I was up and running live data, and generated an entire month's work and financial statements the following day."

—J.C. Bartels, President
(accounting firm) Gonzales, Texas

"To get anything better we would have had to spend multiple thousands of dollars. I think it's a dynamite package for the money."

—Bob Cox, V.P. General Mgr.
(manufacturing company) San Antonio, Texas

LETTERS
ON FILE

Here's what you get:

1. A professional-quality, full-feature, fully-integrated accounting system.
2. Six-to-fourteen diskettes (depending on your system's disk storage capacity).
3. Four easy-to-follow, self-teaching User's Manuals (over 540 pages!) that are highly rated by satisfied users.
4. An exclusive, new audio cassette tape with step-by-step instructions for quick installation and start-up.
5. "Read Me First" a unique 40-page system guide and start-up aid.
6. Complete sample data and sample reports for practice and training...a big help to new users.
7. FREE 1-year subscription to Users' Newsletter, "Debts and Credits." It's full of tips, ideas, news, and useful suggestions from us and other users. Recent issues have run over 20 pages long!
8. FREE complete Source Code in popular MBASIC so you can easily customize any program to suit your special needs.
9. Telephone "Hot Line" service for helpful installation support, Start-up support, Technical support, and Training support. The quality of our cheerful customer support has been acclaimed "excellent," "first-rate," and "very courteous and professional" by our users.
10. Access to our growing network of Experienced User Consultants™ in both the U.S. and Canada. These qualified, knowledgeable businesspeople themselves own this fine software and are available to assist you with almost any aspect of installation, training, operation—or even customization, if desired. You'll receive the latest Directory of these helpful Consultants.

Look who's using it:

Here is a sample (taken from our customer files) of the wide variety of businesses successfully using this tested, solidly-established, user-proven software:

- Bookkeeping services • CPA/Accounting firms • Construction companies • Wholesale Florists • Retail Florists • Printers • Insurance Agencies • Shopping Centers • Machine Shops • Engineering firms • Software Companies • Computer retailers • Publishers • Financial services companies • Investors • Appliance service firms • Dairies • Boilerworks • University Business School • Catholic Diocese • Baptist Ministries • Sail Maker • Convalescent Hospital • Car Wash • Public Library • Cement Plant • Industrial products manufacturing companies • Mortuary • Coal Company • TV/Film producers and distributors • General Store (in Alaska) • Health services organization • Government Agencies • Record and Tape stores • Trade Association • Graphics firms • Office products companies • Real Estate firms • Oil Products distributor • Instrument Company • Hydraulic Products company • Outdoor Expeditions company • Many types of schools • Chiropractors • Physicians • Landscapers • Law firms • Restaurants • Plumbing Companies • Railroad • Farmers • Banks • Consultants • and many, many more!

Call for FREE LITERATURE, including sample reports, comparison chart, user letters, etc.

Not sold in stores • Order today by Mail or Phone • Phone Orders Filled Promptly

Orders, Questions, and Literature Requests CALL NOW, TOLL-FREE



1-800-832-2244

In California call 1-800-732-2311

Technical Support Hotline (8 AM to 5 PM, Mon.-Fri.): (415) 680-8378

Please mention
Ad #120-ZA

Send Orders To: 1280-C Newell Avenue, Suite 147-ZA, Walnut Creek, California 94596

* When ordering please mention or include the Ad number appearing near our telephone number • Orders shipped within 48 hours via UPS • Add \$5.00 for faster 2-day Rush Air Service • California residents add 8% Sales Tax • Payment by VISA/MasterCard/COD/NO/Cashier's Check • All Brand Names are manufacturers' registered Trade Marks • No sales to Dealers • Foreign orders please call or write before ordering • © 1983 Rocky Mountain Software Systems.



**ROCKY MOUNTAIN
SOFTWARE SYSTEMS**
Specialists in Accounting Software

Gentlemen:

After working several weeks trying to create a data record using Perfect Filer that would sort information using the DATE TEMPLATE, I finally gave up and called for help. When using the DATE Template to sort data records in ascending order it would not work. I was trying to print out a list of meetings in order of occurrence.

Upon questioning the people at Kaypro I learned that there was a bug in the program and that Perfect Software, Inc. had been notified and was trying to correct the problem. By this time I was so familiar with the steps involved in formatting, that I set out to see if I could solve the problem now that I knew it was not my fault. For those of you who may have had similar problems with this one feature of Perfect Filer, here is a simple way to make it work.

You can use the DATE Template in every step of creating a data base record, including formatting, except for the last task, where you must specify the Sort Keys. Here instead of checking the box X indicating you are using a Template when you Specify Field Contents check the box next to Logical Field. You will then be asked for the field tag to be used for your first sort. Use the field tag 'date.year' for the first Sort Key and specify Ascending sort when asked. Follow the same procedure for the second sort key and when asked for the tag name type in 'date.month' and specify Ascending sort. The third Sort Key is entered the same way and its tag name is 'date.day'. By using these three sorts and appropriate tag names (actually the tag names used by the DATE Template) the Perfect Filer program works great for sorting information by date of occurrence.

William R. Hall
Cazenovia, NY 13035

New KUGBB Number

As of OCTOBER 1st 1983 our KUG Bulletin Board will have a new number

(312) 882 - 6747

Epson Graphics - SBasic

A funny thing happened the first time I tried to do dot addressable graphics with my SBASIC compiler and EPSON GRAFTRAX Plus printer. In fact, a whole bunch of funny things happened, so I'll make the long story short.

The EPSON print head has nine pins in a vertical column. The top eight of these are available for program control in graphics mode. The printer is placed into graphics mode by sending a non-printing command string (using the PRINT statement) which includes the number of columns of dots that will follow. Refer to your printer manual. This didn't seem to cause any problems for me. Next a sequence of PRINT statements, one for each column of dots, is sent to the printer. These statements control which pins will fire (print) in each column. Thus, it is possible to "paint" the page with stripes of up to eight pins high in one pass.

Each pin has a name, or more precisely, a number. Starting at the top, the numbers are 128, 64, 32, 16, 8, 4, 2, 1. These numbers should be familiar. Starting from the bottom, they are 2 raised to the power of 0, 1, 2, 3, 4, 5, 6, and 7. To fire a pin or pins, you send an eight digit binary code to the printer in which each digit has a one if the corresponding pin is to fire and a zero if it is not to fire. This is done using the SBASIC CHR\$ (or CHR) function. CHR\$(128) will fire the top pin. (128 is 1000000 in binary). CHR\$(64) will fire the second pin from the top. (64 is 0100000 in binary.) To fire the two top pins, CHR\$(192) is used. (192 is 128+64 in decimal and 1100000 in binary.) To fire no pins in a column, you could send a binary 0000000 or CHR\$(0). Well, it's not so simple.

As KUGer Norman Fuchs has described in the June-July 1983 KUGRAM, page 4, an SBASIC bug makes CHR\$(0) inoperative. To fire no pins you should use FUNCTION PNTCHR(0,1), assuming the printer has channel number 1. This function is listed in Norman Fuchs' letter. It works, so you can print nothing in a dot column.

(continued)

The next problem I found was that any code which contained instructions to fire the bottom three pins, if given as the first command of a graphic character string, sent the printer into never-never land. The EPSON manual describes this as "hang-up," but it is not supposed to happen when proper pin commands are transmitted. However, I found that CHR\$(n), where n had 1, 2, or 4 in it, when given as the first code of a pin command string, caused problems. As an example CHR\$(129) to fire the top (128) and bottom (1) pin would cause a hang-up. The rule seemed to be, "To stay out of trouble, don't fire the bottom three pins in the first column of a graphics print string."

To abide by this rule, without cramping my graphics style too severely, I have started to initiate each graphics command string with a null, PNTCHR(0,1), not CHR(0). This additional character must be accounted for in the graphics mode initiation string. If anyone out there has had similar problems and has come up with reasons or a better fix, let's hear about it.

File Saver

I do not know if anyone else has had this problem or if I just happen to flub more than others. In any event, a while back I had a file on drive B created with PerfectCalc that would not retrieve. I tried any number of combinations of the file name and came up with nothing.

The problem was that when the file was sent to drive B it was sent as B:PC fn.PC. It seems that the blank and the initial PC were the problem.

When I tried to recover the file using: PC B:PC fn.PC, all I got was a new file.

The solution, type PC and create a new, blank work sheet. Then use Control-X, Control-F. The machine comes back with "File to Find." At this point I gave it B:PC fn.PC and it wrote the file. I then saved the file under a new name and was back in business.

C. Henry Depew
3312 Lake Shore Drive, West
Tallahassee, FL 32312

KOMP-U-TOOLS

I. A>PROMPT

39.95

At last, a disk jam-packed with utilities and a manual filled with documentation and practical examples which simplify operation of your Kaypro. A welcome addition to the hacker's Kaypro toolbox - an essential set of tools for the beginner. Includes menu drive for CP/M functions, recovery routine for erased files, complete disk catalog system, utilities to identify, fix or shutout bad disk sectors, Z80 disassembler with cross reference and an application program menu system plus much more.

II. MICRO BUSINESS ORGANIZER

49.95

Ten complete business programs covering writing, graphing, models and analysis, money/materials management and scheduling on one menu-driven disk. Complete with fifty page full-size manual this package is the answer to every businessman's search for increased productivity.

III. PAST-TIME

29.95

Just for fun this package includes 10 menu-driven games simple enough to get the whole family into computing. Includes Baseball, Chess, Othello, Stockmarket, Hangman, Wordsearch, Golf and more. Also includes the very popular large-letter banner generator.

IV. HOME-TOOL

49.95

From soup-to-nuts a complete selection of home use programs. Choose your soup from the recipe search and storage program - know when to tighten your nuts from the automobile maintenance program. Balance your checkbook, store your financial and home inventory records, produce budget projections and print family activity calendars plus much more.

Each package contains complete ready-to-run programs with a simple to use disk menu and complete documentation, backed by KOMP-U-TOOLS customer service hotline.

CALL COLLECT TO (408) 247-7020 with your VISA or MASTERCARD for next-day mailing.

467 SARATOGA AVENUE, #609, SAN JOSE, CA 95129

Best of KUGBB

NEW BBS

I HAVE JUST TAKEN A LOOK AT YOUR BBS. I AM IMPRESSED!!! I AM FROM GALVESTON (TX) COMPUTER CENTER. I HAVE NEVER SEEN THIS BBS SOFTWARE BEFORE. IT LOOKS QUITE NICE. WE RUN OUR OWN BBS AT (409)762-3148. MA BELL HASN'T GIVEN US A DEDICATED LINE YET, SO IT IS 7PM-10AM, MON THRU SAT, ALL DAY SUN. WE ARE TRYING TO GET ENOUGH INTEREST FOR A KUG, BUT NO ONE WANTS TO HELP START ONE; THEY WANT IT ALREADY SET UP. OUR BBS HAS AT LEAST ONE OF EVERYTHING ON IT, THOUGH. WE DO A LOT OF PRINTER INTERFACING HERE. IF YOU HAVE ANYONE WITH PRINTER PROBLEMS, ASK THEM TO LEAVE A MESSAGE ON OUR BBS OR CALL IT ANYWAY. WE ALL OWN KAYPRO 10'S AT THE STORE. WE RUN THE STORE ON ONE! WOULD LIKE TO HEAR FROM YOUR END. SEE YOU SOON.

TIM GERAGHTY

- - -

PERFECT SOFTWARE TECH SUPPORT

For those of you used to calling the Eugene, Oregon Perfect Software Tech Support department (and for those of you that would like such services) you will need to call our Berkeley Tech office. The Eugene office will be closed as of September 13th in preparation for incorporating it in the already active Berkeley office. The number in Berkeley is (415) 524-1926. We've enjoyed working with you from Eugene and those of us moving to Berkeley look forward to talking with you there. I will be staying in town enjoying a break before delving once again into the world of computing. Thanks, all, for the fun (and education!).....Palmer

- - -

191K ADVENTURER

Hello, I am a semi-experienced adventurer looking for someone to exchange ideas also. I am a previous dungeon master and wizard but am new to adventure. Give me a call at (505) 844-1034 or leave message on this BBS and I will check periodically.

TOM MORTENSEN

GETTING TEXT INTO PC

I have written two programs to move ordinary text files (such as you would have in PerfectWriter or get from remote access to a mainframe) into PerfectCalc. I also have a far less elegant program to move such files into Profitplan, but why bother? One of these programs also has extensive if a bit clumsy table editing capabilities to do easily what is a pain in a word processor (dropping columns merging tables horizontally, etc.), and has a sorting routine. These are in glorious SBASIC, and are probably too long to type in. (Of course, that depends on how patient you are). If you are interested, send a disk and return postage to Mike Kruger, 81 Park Dr., Glenview, IL 60025. Even better, put something interesting on the disk.

- - -

LONG DISTANCE NETWORKS

I have noticed several messages regarding various l.d. networks. I currently use ALNET. It is a re-seller of Sprint, MCI, WATTS, etc. I spoke with their chief engineer to see what their experience has been regarding modem use. He advised that they commonly transmit their own data at both 300 and 1200 baud and have no problems, even when using MCI, SPRINT, etc. They serve most of the major cities in the country. They are CHEAP - less than any other individual service. Also, they "dump" to WATTS if number called is not served by MCI, etc. The company is "Combined Network." Check them out!!!

JOHN BUCK

- - -

DOWNLOADS

No one asked me, but... My vote is NOT to have downloads on this system. By keeping it as a BBS allows a lot of activity by a lot of people; access will continue to be easy since most calls will continue to be of short duration. Most downloading RCPMS are busy, busy, busy - you can rarely get in. I'd like to see this BBS continue as an easy-to-reach clearing house for Kaypro info and questions.

EDUCATION

ELEMENTARY MATH \$39.95

Large 3 inch letters ideally suited for young children. Smiling face rewards for correct answers. Requires MBasic

WORD WIGGLE \$29.95

The exciting scrabble type game for the whole family where you challenge the computer in finding words from letters.

SEEK & FIND \$19.95

A delightful program for children of all ages. Tailor the word choices for the young or old. With activity manual.

HANGMAN (Spanish or English) \$14.95

Traditional entertainment favorite for all ages. 3 levels of play. MBasic

ENTERTAINMENT #4 \$19.95

Menu driven selection of Board Games for all ages. Includes TTT, Othello, Stones and others.

GAMES

PLAGUE \$12.95

The center for disease control informs you of an 'incurable' disease. You must find a cure before the world is infected

STARWARS \$14.95

Your computer screen becomes a radar screen. You home in and destroy the alien crafts.

ADVENTURE \$11.95

The original adventure designed for hours of enjoyment. SUPER ADVENTURE-- the expanded original--\$19.95

AIRPORT \$19.95

You become an Air Traffic Controller guiding in flights. Don't let them stack up, watch out for bad weather, etc

BUSINESS

DOME Simplified Accounting \$39.95

Considered the most widely used home and small business accounting system. Comes with the original DOME manual for entry. Computerized version accepts 300 entries per month. Very easy MENU driven.

TREKAMP Business Expenses \$29.95

From computer to printer in 3 minutes flat. This easy to use program will assist anyone who needs full expense verification.

BUSINESS CONVENIENCE \$39.95

Convenience programs for all businesses. Consists of Checkbook and writer, label shipping and packing, and invoicing with register. Requires MBasic.

STATISTICAL ANALYSIS \$24.95

Consists of over 20 of the most used analysis programs for the professional in education, engineering and business areas. Menu driven with On-disk doc. Regression, "T" tests, Averages. MBasic.

MUST HAVE

AUTOMAT/GO \$19.95

Another excellent offering from Greg Ochab. This Menu Driven program automatically chains your tedious operations together.

PRINT SCREEN \$19.95

Anything you see on the screen is sent to the printer immediately. The program automatically turns your printer on and off. AN ABSOLUTE MUST PROGRAM.

RECOVER \$14.95

Accidentally erased you program. Recover will recall it even if you don't know the name.

Quest

CP/M Software For
Education and Entertainment

9 N Main St. Suite 100
Lombard, IL 60148

ORDERING NOW/ VISA/MC

EXP _____

DISK FORMAT DESIRED

☐ 8" SS/SD CP/M
☐ 5" XEROX

☐ 5" KAYPRO

☐ 5" MICRO DECISION

☐ 5" OSBORNE

☐ OTHER _____

ADD YOUR ORDER:

1 _____ 2 _____ 3 _____ 4 _____ 5 _____
6 _____ 7 _____ 8 _____ 9 _____ 10 _____

TOTAL ORDER

ADD \$2.50 SHIPPING & HANDLING FOR EACH 10 DISKS ORDERED

ADD \$1.50 FOR C.O.D. ORDERS

TOTAL ORDER PAYMENT

VOICE LINE

(312) 953-2099



PEOPLETALK SERIES

NEW!
**WORDSTAR
AND FRIENDS**
\$17⁹⁵

NEW!
**THE
PERFECT MANUAL
FOR KAYPRO 4**
\$21⁹⁵

REVISED & EXPANDED
Now with 60 printer configurations
and covering all KAYPRO Software
to date
**THE
PERFECT MANUAL
FOR KAYPRO II**
\$21⁹⁵

**AVAILABLE AT YOUR
KAYPRO DEALERS**



OR SEND BOOK PRICE

+
\$2.00 HANDLING TO:

MC/VISA

PeopleTalk Associates

P. O. Box 863652 • Plano, Texas 75086
(214) 578-1290

More XAMN

In response to "Unerasing with XAMN," Vol 1 No 5, there is a potential problem with the procedure described. After unerasing the file, Mr. Gorman suggests that the operation be checked for success and describes a procedure for doing so.

Indeed, if this procedure or any other disk access to the destination drive is not performed before exiting XAMN, the modified data may not be written to disk (since XAMN does not exit gracefully with a "close file" nor does it make use of the "write safe flag" which would not be advisable for this program anyway). The reason for all of this is because a physical sector on a Kaypro II is 512 bytes and 128 byte CP/M logical sectors are blocked 4 to a physical sector. (Ignore the fact that the words physical and logical are present on the XAMN menu; they are in reference to something else known as sector skewing.)

To guarantee that the changed data is written to disk, either use Mr. Gorman's procedure for success checking, or, for more general disk patching (modifying), always type "F" for Forward a few times after typing the "W" for Write as per Mr. Gorman's instructions. You should type "F" for Forward as many times as it is necessary until you can hear or see action on the destination disk drive. (Maximum sectors forward that would be needed would be four--think about it!)

Lawrence Brubaker, President
DATA PRO, INC.
Software Engineering Services

Back Issues BACK

We are happy to report that all KUGRAM back issues are now available to members.

The "out of print" issues have been reprinted and are being sent as quickly as possible.

These include Vol 1, Nos. 1 through 5.

Price per back issue is \$3.00 (U.S.), which includes postage and mailing.

NOTICE

It's time for some KUGGERS to renew their membership. If your KUGRAM label has RENEW printed on it, your membership will expire after the next issue.

As of December, 1983, the membership dues will be \$15.00 (U.S.A.). However, all members who renew before that date will still be able to use the old dues rate of \$12.00 (U.S.A.).

When you send in your renewal, be sure to include your name, address and KUG I.D. number with your check.

Cursor Movement

The fastest way to move the cursor to the right places when editing a marked printed document is, in most cases, to use the SEARCH command, CTR-S. My son edited 95 pages of single-spaced text this way in one evening and licked it better than all the alternatives he had used before. For purposes of illustration, I have deliberately misspelled "liked" in the second sentence and typed "licked" instead. In this case as in many others the error will not be found by the spell checker because it is a good dictionary word, just the wrong one in context. It must be discovered by copyreading. Once a mistake has been found, go to it by typing the CTR-S command followed by a short string ending with the character(s) to be deleted. To save time I usually use about six characters. IT IS NOT NECESSARY TO USE WHOLE WORDS, and in the above example the string should end in the middle of a word because the character to be deleted is in the middle of a word. The object is to place the cursor where no extra strokes are necessary before hitting the DEL key.

It may sound complicated, but it goes very fast.

Rev. Mr. F. F. Yanikoski
48 Newport Avenue
Braintree, MA 02184

Finding the End Before Printing

by Kenneth J. Kalb

1. How to find where you are in the text: Let's say that you have just finished entering text material that has filled eight separate screens.

Hit <C>-X =. This will tell you exactly where you are in the material. (Release the control button before hitting the "=" sign.) You will now see the following information at the bottom of your screen:

Point.. Length.. Column.. Mark.. Line

Point: means exactly where the cursor is, measured in the number of characters.

Length: means the exact length of the entire document measured in the number of characters.

Column: indicates at what point in the line you currently are. There are 80 columns in a line.

Mark: indicates the exact point where you have begun a "delete region" command.

Line: indicates at what line in the text the cursor is currently located. There are approximately 59 lines of text per printed page.

Now you know exactly where you are in the text. (In order to remove the cursor status information at the bottom of the screen, simply hit <C>-G and it will beep and disappear.)

2. How to find the end of the first page of text: Let's say, for example, that your typed page is 59 lines in printed length. (It may vary two or three lines depending on the kind of printer you own and what style of documents you create, but let's use our example for the moment.)

Move the cursor to the first line of your text and hit <E>...58. At the bottom of the screen you will see: Argument:58. You are about to move the cursor 58 lines. (Hold the Escape button down, then release it. Now type the number 58.) Then hit <C>-N. The screen will scroll forward 58 lines plus one line for a total of 59 lines.

You have just arrived at the end of page one of your document. Now, let's say that page one is a masterpiece and you like the way it ended. OK, hit <E>...58 and <C>-N and you will advance 59 lines to the end of page two, etc., etc...

However, for the sake of argument, let's say you don't like the way page one ended. For whatever reason, it just doesn't suit your taste. That's OK too.

What you can do is force the second page to begin before line 59. For example, let's say that if page one ended on line 55 it would look absolutely perfect. Move the cursor to the end of line 55.

Hit <cr>. Then type:

@NEWPAGE. Type the command exactly as it is shown here and make sure it begins in column 0.

Your second page will begin at line 56.

Now, the next problem to solve is where to end page two. Move the cursor to the first line of the second page (using our example, line 56). Hit <E>...58 and then <C>-N. This will advance your text material 59 lines to the end of page two.

With a little bit of practice you'll become quite fluid with this procedure.

Perfect Verse

In using the VERSE command of Perfect Writer and having some problems, this septet of lines just "natcherlly" popped to the Kaypro screen.

APOLOGIES TO THE LITTLE GIRL WITH THE
CURL ON HER FOREHEAD

There was a Kaypro Two,
I tried some programs through,
And it worked at a pace most torrid,
And when it was good,
It was very good
But when it went bad,
It was horrid.

James F. Finley
P.O. Box 577
Newfoundland, N.J. 07435

Introducing: TERMPAC 1.0 **\$24.95**

A communication program written just for the **KAYPRO**. Allows full control of the SIO interface such as *baud rate, *bits/char, *parity, *#stop bits + *terminal emulation of televideo 920(1) + *echo on/off + *autolf on/off + allows keypad keys to be defined to provide local functions such as *print screen, *break, *PF keys, *resend one of last 5 commands, *clear screen, *scroll/noscroll, + any of the keypad keys may have strings of up to 50 characters assigned to them to reduce your typing effort. Also provides file send and capture capabilities + CPM functions like DIR, ERA, and REN within TERMPAC. And best of all, TERMPAC 1.0 only costs **\$24.95 !!!!!**

Introducing: PFPAC 1.0 **\$15.95**

Why pay more than \$50 for those "smart" key programs when PFPAC gives the same type of performance for so much less? Allows strings of up to 30 characters to be assigned to each of the keypad keys. Operates independently of any program and provides dynamic redefinition of key definitions.

LOOK === ONLY **\$15.95** === LOOK !!!!!

Update: GRAPH PAC 1.0 **\$79.95**

GRAPH PAC is a printer graphics package for use with Epson/gemini, OkI92, Pro8510, and Manns-T. 160. GRAPH PAC provides many features found on mainframe systems such as regression and spline smoothing of data, multiple plots on a page, and variable axis size. Many other features, must see to believe!!!

\$79.95 -GRAPH PAC + 65 page user guide

\$25.00 - user guide only

STOCKPAC

\$59.95

A package developed for use in a major brokerage firm available for a fraction of the normal cost. This program can easily pay for itself in a single use.

FOR THE PROFESSIONAL

- PROTECTION FROM UNEXPECTED REGULATION T CALLS AND MAINTENANCE CALLS
- SIMPLIFIES COMPLEX MARGIN AND OPTION TRANSACTIONS TO EXPAND YOUR TRADING
- INSTANT INFORMATION ON A TRADES IMPACT ON EQUITY, MAINTENANCE, SMA, ETC.
- MODIFICATIONS TO SUIT INDIVIDUAL BROKER'S REQUIREMENTS ARE AVAILABLE

FOR THE INVESTOR

- EXCELLENT REFERENCE AND TRAINING IN STOCK/OPTION/MARGIN TRADING
- IDENTIFIES COMMISSION AND MARGIN CONSEQUENCES OF TRADES
- INCLUDES THE BLACK-SCHOLES MATHEMATICAL MODEL FOR OPTIONS
- DETERMINES THE STRATEGY INVOLVED IN A TRANSACTION
- OPTION SYMBOL ANALYSIS, VOLATILITY CALCULATOR, A SECOND OPTION MODELER

The Software Barn will still include **CASH PAC FREE**.

CASH PAC

\$19.95

A complete reference package for cash flow, loan, depreciation, and time value analysis. Possible uses include developing financing alternatives and projections for clients, depreciation for taxes, interest paid for taxes, loan payoff amounts, refinancing comparisons and much more!

- | | |
|---|---------------------------------|
| - Amortization Schedules | - Internal Rates of Return |
| - Present Worth of Cash Flows | - Loan and Mortgage Analysis |
| - Effective Interest Rates | - Depreciation Schedules |
| - Discrete vs Continuous Compounding | - Gradient Payment Series |
| - Sinking Fund Calculations | - Capital Recovery Calculations |
| - Depreciation Schemes include (ACRS, SYD, DDB, SL, SF) | |

TO ORDER SEND CHECK OR MONEY ORDER TO:

Doug's Software Barn

P.O. BOX 220952
CHARLOTTE, NC 28222

ADD \$2.00 POSTAGE AND HANDLING
TO ALL ORDERS

NC Residents add 4% sales tax

**GRAPH PAC, TERMPAC, PFPAC, STOCKPAC,
CASH PAC, AND THE PAC SUFFIX
ARE TRADEMARKS OF DOUG'S SOFTWARE BARN.**

Your troubles There's a **NewWord**

With word processing, you expect to become more efficient. But instead of producing letters and reports effortlessly, your word processing program frustrates you with its complicated manuals and ponderous operating procedures.

Your troubles are over. There's a new word for productivity— **NewWord**.

NewWord is remarkably advanced


NewWord is exceptionally powerful and versatile. It provides all the advanced editing and formatting capabilities that you need to quickly and easily create, correct and revise all your writings. **NewWord** not only does **more** than other word processing designs—it does each task faster, with fewer operations.

The proof of **NewWord's** powerful performance is in the printout. With **NewWord** you can deliver perfect documents every time.

NewWord's versatility includes **merge print**, which allows you to produce customized form letters and reports by combining standard and individualized text. Information stored on one disk or file can be transferred automatically to another, perhaps merged with financial reports and graphics. Using **NewWord**, you can merge mailing lists into form letters and print mailing labels.

You'd expect such an advanced feature only on the most expensive word processors, but merge print is built in **NewWord**.

NewWord retails for \$249.00—or about a third of the cost of the industry's leading word processing program and its merge print option.



are over for efficiency

NewWord makes you productive right away

You can put **NewWord** to work immediately, without feeling awkward or confused. Anyone with WordStar® experience won't even have to read **NewWord's** manuals. WordStar® text files work with **NewWord**. Start writing, using the same commands as WordStar®. **NewWord's** high-powered performance and versatility will be immediately apparent.

New users will appreciate the highly readable manual and optional **novice NewWord**—a simplified, teach-yourself version featuring immediately useful functions. After **novice NewWord** you can begin to use **NewWord's** more advanced features without any trouble because **novice** teaches you how to use **NewWord**.

NewWord makes paperwork easy

Editing is easy and straightforward with **NewWord**. Single keystrokes perform primary functions, such as to insert, delete and move characters, words and sentences. **NewWord** obeys your instructions instantly, making corrections and revisions easy—like using the convenient "unerase" command when you change your mind. Or finding a specific page in the document.

Using **NewWord**, even large blocks of text are moved and repositioned easily, and just as quickly copied or deleted. With the Search-and-Replace function, words and phrases such as mis-spelling and titles can be changed throughout the document with a single command.

As you write, **NewWord** automatically arranges text to your preferred format. When you edit, **NewWord** reformats your document. You see on the screen exactly what you'll get on paper—including print options like boldfacing, underlining, etc.

You'll be pleased by how much less effort it takes to produce perfect, professional-looking documents—even for a first time user!

NewWord sets new performance standards

The best performance features of the most popular word processors have been refined, enhanced and improved in **NewWord**.

NewWord executes much faster because there are no overlays except the printer driver. System operations no longer slow down on your personal computer. Processing is uncomplicated, and rapid.

"Save and resume" command doesn't move the cursor to the beginning of the file, eliminating another frustration typical of the other program. "Living" ruler

lines automatically change margins and tab stops for you as you move around the document.

In non-document mode, indentation is automatic at your command and the file can invoke a specific tab size—examples of features that are useful with structured programming languages.

These are just some of **NewWord's** powers. Yet it's easier to use than the most sophisticated program available.

NewWord is simple to learn, easy to use

Select from a multiple choice "MENU" of functions, and interactive onscreen prompts lead you every step of the way. If you have a problem, **NewWord's** extensive "HELP" screens assist you—in plain English.

There are no complicated codes and command sequences to learn or memorize. Menus make **NewWord** the effortless, versatile writing tool you've been looking for.


When you get **NewWord**, you can count on getting to work right away. An installation guide sets you up in minutes. A tutorial starts you right into producing documents. And the

NewWord Encyclopedia serves for handy reference.

Discover the NewWord in word processing

NewWord helps you improve paperwork efficiency, serving your every business/personal word processing need.

Discover how easy it is to take powerful and versatile word processing for granted. Your productivity will convince you. Discover **NewWord**.



LIMITED TIME SPECIAL OFFER

Send us your word processing software and \$100.00 and we'll send you **NewWord**. Call us today, toll-free

800-832-2244

(In California, call 800-732-2311)

Before sending us your software, call to:

- ☒ confirm availability for your computer, terminal configuration and printer
- ☒ receive a return authorization number from us
- ☒ obtain shipping address for your trade-in software. (Send with your check, plus \$4.50 for shipping via UPS Surface. California residents add 6% or 6½% sales tax.)

This introductory offer expires **January 31, 1984**. Offer is limited to nationally advertised word processing software programs operable on user's presently owned computer. **NewWord** is available without trade-in for \$249.00



ROCKY MOUNTAIN SOFTWARE SYSTEMS
Business Microcomputers and Software

1280-C NEWELL AVENUE, SUITE 1005 • WALNUT CREEK, CALIFORNIA 94596 • (415) 680-8378

Specifications subject to change without notice. Some printing and display features may not be available in all configurations, subject to printer and terminal capabilities. WordStar is a registered trademark of MicroPro International, Inc. • CP/M is a registered trademark of Digital Research, Inc. • NewWord and NewStar are trademarks of NewStar, Inc.

Dot-matrix Typesetter

by Wayne M. Hilburn

A new printer, the Santec S700, using a high resolution dot-matrix pin head and plug-in memory cartridges to print popular type faces recently became available. The printer is capable of holding up to six cartridges, each with one to three digitized type faces.

This is very useful for producing finished looking copy for newsletter, reports, proposals, and other documents that need a more professional look and are going to be printed and published.

Using codes embedded in my text copy, the printer will output in the printing face, size, width, line depth, etc., selected. Many commands are available to format the page and change styles. Two types of command languages are available, one for keyboard entry, using escape codes, and the other using a code set embedded in the text. Both versions perform the print formatting and type selection process but only one language can be used at a time. For single page formatting, the escape code sequence is convenient, and for multi-page document formatting the text readable commands are more useful. An example of the commands are:

1. For Selecting type Font #1;
 - a. Escape commands = <ESC>a1
 - b. Readable command = ISF1!

Each type face is digitized and stored as alphanumerics and punctuation, recorded with individual character widths as in proportional letter spacing. The printer, rather than the software, calculates the line and character widths to achieve justification on right and left margins. By adding or subtracting character and word spacing, the justified lines are more even in apparent spacing. The printer allows selection of minimum and maximum letter and word spacing that gives the look of real typesetting. The print head makes four passes at 30/60 cps to build up the solid letters for letter quality printing. Draft quality, or one-pass lines can print at 180/360 cps. Up and down paper movements in increments of 1/288th of an inch and horizontal print head movement of 1/960th of an inch give this printer the accuracy necessary to print type faces.

The controllable functions, in addition to normal commands of CR, LF, TAB, FF, etc., are:

Font selection (Over 200 fonts including foreign languages)

Print quality (Letter, correspondence and draft)

Page size & margins

Tab stops, indents

Underline, bolding, italics, repeat, non-escape

Vertical tabs, vertical feed

To demonstrate the print quality of this printer, I have prepared some demonstration lines.

It took some work configuring the printer to my Kaypro II and *PerfectWriter* software. By using PFCONFIG, I changed the defaults to 0 page widths, 0 headers and footers and use the verbatim mode to pass coded text to the printer where it's internal software would do all the formatting and justifying. Even rag right text has to be justified, to get even word and letter spacing. It simply means there will be no hyphenated word breaks. One pass of the text through the printer is used in justified copy to find hyphenation points. Words can then be broken at appropriate places to tighten up lines and make better looking paragraphs. The draft quality speed can be used to check line breaks and spacing. The final pass in letter quality gives a finished page in simulated type.

Being able to produce publications and reports right off your Kaypro is about as fast as you can get in the publishing business. I'm even thinking of letting groups that need a good printer use mine. With telecommunications, an editor can send his/her copy to me by phone, and with the printer on-line the copy can be produced in finished form instantly.

* *

Wayne Hilburn is a communications consultant in Falls Church, Virginia. He can be reached at (703) 237-1700.

KAYPLUS

FUTURE TECHNOLOGY TODAY



☐ KAYPRO 400KB Upgrade Kits *

KAYPRO 4 upgrade kit consists of a simple EPROM change and about 15 minutes to complete the installation. This will upgrade your standard KAYPRO II (which is 200KB capacity per drive) to 400 KB capacity per drive. Price \$118.00

*TEAC 55B diskette drives
2 each required for above kit \$340.00 ea.

☐ KAYPRO 800 KB Upgrade Kits *

This kit allows the user to upgrade the standard KAYPRO II (200KB capacity per drive) to 800 KB capacity per drive. Installation requirements are identical to the KAYPRO 4 upgrade kit. Price \$118.00

*TEAC 55F diskette drives
2 each required for above kit \$390.00 ea.

☐ Multi-Fonts Video Graphics

This field installable hardware peripheral allows for high resolution (512 by 256) bit mapped graphics on the KAYPRO II. Firmware for drawing line vectors, arcs, circles, rectangles and point markers as well as down line loadable character sets are standard features. Application programs may draw patterned lines, filling rectangles with a pattern, blanking the display either dark or light and complementing all or portions of the display. Price \$612.00

☐ CPU Hop Up Kit

The Hop Up Kit will increase your KAYPRO's calculation speed up to 60%. In electronic language this translates into an increase from the standard 2.5 MHz to a 5 MHz. Price \$118.00

☐ External Video Monitor Adapter

Our video monitor adapter allows the attachment of an external monitor to the KAYPRO computer system. Extremely useful during presentations and training sessions. Price \$118.00

☐ Built-In 300 or 1200 Modem

This kit mounts inside the KAYPRO and is Hayes Smartmodem compatible (Bell 103/212A). Auto-dial, auto-answer with automatic line speed detection (0-300, 1200 baud) are all standard features. Kit comes with software. Price \$499.00 ea.

☐ External Drives C & D

Simple to install. This module allows for the attachment of two additional diskette drives (C & D) to the KAYPRO. The extra drives may be external or 4 half height drives may be mounted internally. Price \$118.00

☐ 8088 Co-Processor

Co-processor uses MSDOS or CP/M86. IBM compatibility coupled with the power of a 16 bit processor. Price 128K \$795.00
256K \$995.00

☐ EPROM Programmer

Reads and programs 2716, 2732, 2764, and EPROMs. Direct connect to any RS232C terminal or computer. Programs, verifies, and dumps in both ASC II and hex. Completely menu driven for ease of operation. All software on disk including well commented source code. Price \$199.00

☐ EPROM Upgrade \$41.00

☐ KAYPRO Diagnostics \$41.00

☐ Real-Time Clock

This circuit board plugs into the KAYPRO motherboard and has nicad batteries for power backup (to insure failsafe operation). Included are software routines for clock accessing. Price \$118.00

☐ Fancy Font Typesetting System

This product is unique in that it enables the KAYPRO computer when attached to an EPSON printer to print multiple fonts (different type styles) of varying sizes. It includes a font editor that will allow the creation of virtually any font or logo. Price \$180.00

DEALER INQUIRIES INVITED

Yes! I would like to upgrade my KAYPRO with the items checked above.
(please write amount)

Send To:
Legacy Computers
26356 Carmel Rancho Ln
Carmel, CA 93923
(408) 625-6562

Please Print

Name _____

Address _____

City _____ State _____ Zip _____

Phone () _____

☐ Check ☐ COD ☐ Visa ☐ Mastercard

California Residents Add Sales Tax
\$4.50 for Shipping and Handling

Card No _____ Exp. _____

Signature _____

*Kits may be purchased with or without disk drives.

Pain Reliever

The ICARUS adjustable desktop stand for the KAYPRO helps to ease the strain of constantly looking down at the screen. It places the computer at the proper eye level and therefore allows you to TYPE at EASE.

The keyboard is still detachable and can be used on your lap (with a long enough cord) or can be placed in front of the stand in the slot provided. When not in use, the keyboard can be stored under the stand for more desk space.

The ICARUS makes the KAYPRO look like a desktop, yet is hinged for portability. The enamel finish is the same color as the KAYPRO and makes it look like a matched set.

Priced at \$69.95, the ICARUS desktop stand is offered with a money back guarantee from ICARUS SYSTEMS, 2303 N. 44th Street, Phoenix, AZ 85008. Phone (602) 840-6685.

Chapter Members Wanted

The following members would like to start a local KUG chapter:

William B. Fankboner
1363 E. Ramsey Street
Banning, CA 92220

Donald James
21411 Tuego Circle
Boca Raton, FL 33433
(305) 483-1230

Robert Weinstein
68 Grant Avenue
White Plains, NY 10603
(914) 946-4078

Record ?

My seven-year-old daughter scored 1,200,000 points on "Ladder," and her score appears to have been limited only by bedtime. Is this a record?

Joseph M. Giuttari
P.O. Box 812
Pawtucket, RI 02862

NOTICE

It's time for some KUGGERS to renew their membership. If your KUGRAM label has RENEW printed on it, your membership will expire after the next issue.

As of December, 1983, the membership dues will be \$15.00 (U.S.A.). However, all members who renew before that date will still be able to use the old dues rate of \$12.00 (U.S.A.).

When you send in your renewal, be sure to include your name, address and KUG I.D. number with your check.

Bulk Mail and KUGRAM

An interesting thing happened on the way to the post office. Thousands of KUGRAMS went in and thousands went out. However, many came back.

WHY? There are many reasons why mail is returned to the sender. First Class is forwarded to a new address. First Class is also checked for the correct ZIP code and then forwarded.

HOWEVER ... BULK MAIL IS DIFFERENT.

Whenever bulk mail is sent and the address or zip code is wrong, it is discarded. (Doesn't even come back.) To make sure that we find out about the wrong address we print "ADDRESS CORRECTION REQUESTED" on the face of the KUGRAM.

What does this mean to us? Well, when your membership card was mailed to you, it was sent first class. If your zip code or address or who knows what else, was wrong, your mail was delivered. NOW when the KUGRAM was mailed, BULK, these were NOT forwarded but returned to us.

THEREFORE ... although you may have received your membership card, your address may have a wrong zip or whatever. PLEASE check the address on your I.D. card and let us know if it is not correct. It will mean a faster KUGRAM delivery to you.

Spacing Problems

I have found in my three months of using Perfect Writer that there are basic problems with some built-in document design elements that will drive any working secretary bonkers. Has anyone redesigned the program to overcome them?

For instance, anyone who ever took touch-typing in high school, or elsewhere, will automatically put two spaces at the end of a sentence, whether that sentence ends with a period, or other combination of punctuation, with figures, or with a final word that is capitalized. In Perfect Writer, the two spaces are reduced to one automatically. There must be some way, other than a six-stroke command, to overcome this, and do it without destroying the usefulness of, say the Perfect Filer, Perfect Calc, or whatever other part of the program has resulted in this senseless glitch. Has anyone found it? I have been given a six-stroke command to offset this problem. Six for two? Do you know how many times I have to stop, back up, and insert it—then be sure it doesn't get split at the end of a line?

There is a companion glitch in the reverse. It may appear in other instances; I have found it at least in this one. When I wish to place one space following the abbreviated time of day, morning or afternoon, with style manual punctuation, I automatically get two spaces following it, even in the midst of a sentence. The same command, minus one space (five strokes), will get back my single space, but who needs it?

Here are some of the problems: Last word of sentence is Capitalized. I spaced twice, got one. Last item in sentence is the year—1899. I spaced twice, got one. Last part of sentence is quoted as, "Perfect." I spaced twice, got one.

YES, I can overcome these problems by inserting @W(space-space). Or @W(space), as needed. But to someone who has used a standard keyboard for years, why should it be needed?

Trudy Springer
Arlington, VA



In Response ...

...Many printer configurations for Perfect Writer are now available from your dealer. If the dealer does not have it, send us a SASE and the name and model of your printer. If it is listed, we will send it to you. If not, we will let you know and we will ask for it in the next issue of the KUGRAM. (A special THANKS to the KUGGERS who have responded to our plea for printer configurations. You guys and gals are doing a great job.)

...Anonymity can only go so far ... the editor and publisher of KUGRAM is Al Gerson. Thanks for asking.

...An excellent book on the use of modems and computer communications is called "The Complete Handbook of Personal Computer Communications." It is written by Alfred Glossbrenner and published by St. Martins Press, NYC. Price is \$14.95 and well worth it.

...The KUG Bulletin Board number is published in each issue of the KUGRAM on the inside back cover. The circulation phone number has also been added. If you have any questions regarding your membership, please call us.

...You do not need any password or I.D. number to gain access to the KUGBB. You just need some patience. We have added a new KUGRAM feature called "Best of KUGBB" for those who do not have modems but would like to know what's going on there.

...We will be sending out a special newsletter to all chapters with information regarding updates, special offers, names of other new chapters, other local bulletin boards, hints and helps. This will be a regular mailing, so let us know where you are.

...Some of the articles that are sent to KUG do not declare the version number of the software they are discussing. Therefore, you may have a problem if your version is not the same as the writer's. If the version number is not mentioned and you are having difficulty, we suggest you write to the author.

FREE

WITH
YOUR
ORDER FOR
ANY 2 OR MORE
ITEMS ON THESE
PAGES GET A —

Giant 12 Foot Coiled Extension Cord for Your Kaypro keyboard

Send for your free cord today.
Enjoy that detachable keyboard.

Regarding this coiled retractable cord: Don't be fooled by cheap imitations. This cord has been specially manufactured to match the unique electrical requirements of the Kaypro computer and meets demanding Kaypro-like specs. It is guaranteed to work with every model Kaypro II, IV, and 10. Don't settle for less from copycat advertisers. Other cords will fail and may hurt your system. Order your free cord today.

This free offer applies to any 2 or more separate items. For example, a Kaypro Quality Cover and one template equals 2 items, 2 templates equal 2 items, but a single box of diskettes is one item. One free cord per customer. We must reserve the right to end this offer. Don't be disappointed; order today. 12 foot cords sold separately at \$12.95 per cord.

CENTRAL COMPUTER PRODUCTS
860 Central Avenue • Fillmore, CA 93015
(805) 524-4189

1983 Central Computer Products

Enemies of Kaypro ... Spikes, Surges, and Noise!

The Kaypro has enemies. But now you can protect it from the mish mash of electrical currents that race through your home or business. Powerful up-surges of current can actually blow out your machine. Less powerful, barely noticeable spikes, surges, and noise can silently degrade your system in time, ruining chips, destroying data, and causing expensive service calls.

Your Kaypro manual states, "Line filtering will protect your Kaypro...from power surges or other undesirable occurrences from the power source." Surge protection will help your Kaypro provide years of trouble-free service. Also, if you plan to use your Kaypro to access information by modem, you must have a reliable high frequency noise (EMI/RFI) suppressor to insure against data loss and scrambling.

There are many "toy" surge suppressors on the market. They are smartly colored, but beware. The performance difference is amazing. The best surge and noise suppressors on the market are made by Panamax. Our "Panamax Challenge Certificate" tells all. It is a startling comparison of Panamax quality with 11 other well-known brands. One aspect of this revealing report tells how Panamax responds to and cuts surges in 5 or less pico seconds, while most other suppressors respond at a comparably slow 5 to 50 nanoseconds!

Check our low holiday prices. Try the Panamax of your choice for 15 days. Receive the "Panamax Challenge Certificate" with your purchase. If not completely satisfied with your purchase, return for immediate full refund. Your Kaypro deserves Panamax protection, the best there is. Order today.


Introducing A Classic Form Fitting Kaypro Cover

At last, the classic Kaypro dust cover you'll be proud to own and use. This first rate computer cover is made from a premium, lint free, static free, washable, free breathing, and fade resistant sailcloth. It comes in a rich looking Navy blue or Royal blue, and has a smart contrasting silver gray piping and trim that adds a superior finished look. Made to form fit a Kaypro that is set up and ready to use.

This remarkable dust cover makes you feel good and will keep your computer dust free and looking brand new for years to come. For a limited time only, your price for this factory direct, custom made, sailcloth Quality Cover is \$16.95. When ordering remember to indicate color preference. This special low price is subject to change. You must be completely satisfied with your purchase of this cover or we will refund your money immediately. Order today.

Richly tailored inside and out. Look inside any of our Quality Covers; see the ultimate finishing; we use machines that sew with 3 needles so that no edge will ever unravel or shed lint. We stress perfection because you deserve the best. Compare for long-lasting satisfaction.

Kleertex®



- \$18.95 for one
- \$35.00 for two
- \$49.95 for three
- Why pay more?

Learn Perfect Commands Super, Super Fast!

Time-saving Kleertex templates are made from a durable, non-glare plastic, and can be put on and lifted off the keyboard instantly. The text is easy to read. One template lists all the commands for Perfect Writer and Perfect Filer; another has all the Perfect Calc commands.

No more going back to the book to get a two or three keystroke command or format. All Perfect Software commands and formats are conveniently listed in alphabetical order on the template, within the line of sight, at your fingertips. These templates will help you learn Perfect commands super fast, so you can make better use of your powerful software. You'll wonder how you ever got along without these useful tools. Central's special price for one template is \$18.95. If you want both, send \$35 and save. Please specify: Perfect Writer/Filer and/or Perfect Calc template(s) when you order. A Wordstar/MailMerge command Kleertex template for the Kaypro is also available for \$18.95. If you want all three of these tools, send \$49.95 for super savings. Complete satisfaction is guaranteed or money-back. Makes learning software a breeze. Great value. Order today.

"Spikes and surges can be the greatest threat to your computer outside a 4 year old child with a jelly sandwich aimed for the disk drive slot."




Photo:
Panamax
6 outlets LC S NF.

PANAMAX SURGE SUPPRESSORS


| Description | List | Holiday Price |
|-----------------------|----------|---------------|
| 2 outlets D | \$89.00 | \$59.95 |
| 2 outlets, D NF | \$109.00 | 69.95 |
| 4 outlets, LC S | \$107.00 | \$79.95 |
| 4 outlets, LC S NF | \$127.00 | \$99.95 |
| 6 outlets, LC S RB | \$124.00 | \$99.95 |
| 6 outlets, LC S RB NF | \$144.00 | \$109.95 |

D: Connects direct to grounded wall jack.
LC: Includes 5 foot long heavy duty line cord.
S: Includes illuminated on/off switch.
NF: Includes EMI/RFI noise filter.
RB: Includes reset button.
All units include the added security of a 4 amp fuse.
Unique Panamax EMI/RFI noise filters provide protection in common and transverse mode. Essential for modern communications, multi-user stations, etc.
Panamax units are factory guaranteed for 24 months.

"Power line-associated problems are estimated to cause nearly 70 to 90 percent of the malfunctions in the IBM PC."
"Overvoltage can be fatal to both data and hardware alike."

P.C. Magazine, March 1983

Photo: Form fitting Kaypro cover.



Matching sailcloth printer covers are \$14.95 each. Complete list sent with order.

- Quality tailoring
- Easy care fabrics
- Attractive colors
- Professional appeal

FACTORY DIRECT

Kaypro Users. Support the original National Kaypro Users' Group. Join thousands of satisfied readers. Subscribe to Kugram Newsletter today.

Low Ribbon Prices

Adler SE1000 CD • Ames III • Brother EM1 & EM2 • Brother HR1 • ComRiter CR1 • Contritronix 4K & 8K • Facit 1850 NS • Facit 1850-4214 • Facit 1885 • Hermes 808 NS • IBM Corr Sel II • IBM Mag Card II • IBM Mag Card/A • IBM Memory 50, 60 & 100 • Juki • Olympia SGE 77 • Olympia 6010 Memory • Remington SR101 • Royal 5000C & CA • Silver Reed Seiko 223 • Silver Reed Seiko 225C •

Description And Price: Orange Leader, High Yield, Single Strike Correctable Film; 5/8" x 510 feet; 150,000 sharp, black impressions. Super value for all the lucky machine owners listed here and others who use this type ribbon. These are factory fresh ribbons. Satisfaction guaranteed or money back. \$24.00 per dozen. At these low prices, please buy in even dozen lots. For a complete list of our distinctive quality printer and typewriter ribbons for all popular machines featuring similar savings, please request our catalog.

| Product Description | List | Central |
|---------------------|------|---------|
|---------------------|------|---------|

Prices, specifications, and offers subject to change without notice.

Top quality, individually tested 36 pin Centronics-type standard parallel cables for all model Kaypros. These are made to work hard and long.

Top quality, individually tested coaxial or ribbon modem RS-232C cables designed with reinforced clamps and connecting screws for a sure continuous connection and made especially for your Kaypro. These work the first time, every time.

Manufacturers. Please send us indepth information on your Kaypro compatible products. Our many clients have widely diverse hardware and software needs. Thank you.

© 1983 Central Computer Products

Library

The KUG library is starting to develop, thanks to your contributions. The disks that are available are:

- #101 (Games) PAC-MAN & CHESS
- #102 (Games) ELIZA & GOLF + Misc.
- #103 (Modem) MODEM 795 for Tel. Comm.
- #104 (Helps) HELP CP/M, MBASIC + Others
- #105 (Utilities 1)
- #106 (Games) ADVENTURE
- #107 (Statistical) STATISTICS
- #108 (Games) MBASIC MYSTERY
- #109 (Utilities 2)
- #110 (Pictures) POSTER PRINTOUTS

In a future issue we will break down the contents of each disk. Please continue to contribute to the KUG library. REMEMBER, we will send you a disk from our library for any contribution ON DISK to our library or to the KUGRAM.

If you would like to receive any of the above, send \$10.00 (for each) to KUG LIBRARY at Box 100, Malverne, NY 11565. DO NOT SEND US ANY DISKS. We will supply the programs on our disks. Be sure to mention the disk name, number, your mailing address and I.D. number.


Allow 4-6 weeks for delivery.

Select Update

KUG now has the update for the SELECT word processor.

The update consists of three disks which must be used in conjunction with the two original SELECT disks that came with the KAYPRO II.

Since these disks cannot be included in our library, they are available to KUG members for \$25.00 (Three disks). Send checks to Select Update % KUG, Box 100, Malverne, NY 11565. (Payable to KUG.)



In this issue we will discover the parameters of PIP.

What's a PIP parameter? It's the letters and/or numbers that appear in brackets after the name of the file(s) being PIPed. Ex. B:=A:*. *[V]. The [V] means ... VERIFY that the data written on B is the same as A.

Now let's use some PIP parameters.

Place your CP/M disk on drive A and a blank formatted disk on drive B. At the A> type PIP B:FAC.UC = A:FAC.BAS[U]. After the warm boot type PIP B:FAC.LC = A:FAC.BAS[L]. Once again, after the warm boot type PIP B:FAC.NO = A:FAC.BAS[N].

Let's take a look at what PIP parameters did while transferring the files. Type B and we will now address the B drive. At the B> type TYPE FAC.UC. Notice that PIP has translated all lower case characters to Upper Case. That was the [U]. Now type TYPE FAC.LC. All the uppercase letters are now Lower Case. That was the [L]. Once more type TYPE FAC.NO. How about that ... all the lines are numbered. That was the [N]. This should be some help to all you word processors who would like a printed copy of their work with numbered lines. If you want this printed, just PIP it to your printer by using PIP LST: = FAC.BAS[N]. You can see how the [N] can help, now try [N2]. Interesting.

If you would like to have a long document printed a page at a time (some DOC. files are very long), just use the PIP parameter [P]. This will send a form feed character every 60 lines. If you use a number [P25], the form feed will be sent every 25 lines. An [F] removes form feed characters.

Here's one for you to try. Back to the A drive. At the A> type B:=A:FAC.BAS[E]. The [E] means ECHO. What do you think will happen? Try it and find out.

TILT STAND

Goes where your KAYPRO Goes...



\$13.95
Plus Shipping

- Custom Manufactured of high strength steel
- Collapsible Folds Flat
- Simple Screwdriver Mounting
- Frees Keyboard
- Optimum Viewing Angle
- Allows Proper Cooling

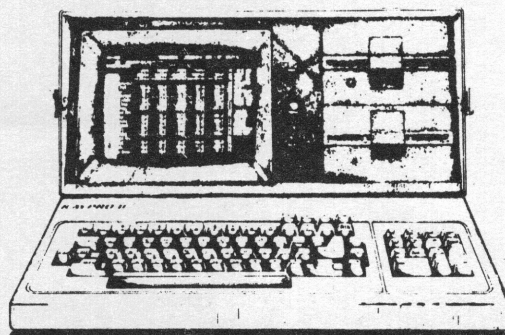
Send \$13.95 and \$1.50 Shipping and Handling To

ICP

INTEGRAL
COMPUTER
PRODUCTS

2530 Parker Road
Palmyra, N.Y. 14522

UNLOCK YOUR KAYPRO II®



K-KEY UNLOCKS CUSTOMIZED FEATURES YOU NEVER HAD

No longer do you have to settle for standard Kaypro II® operating systems. K-Key unlocks your computer's full capabilities:

- Faster Disk Access
- Increased Monitor Life
- Customized Special Features

With K-Key, it's all up to you . . . Disk drive and screen shut off control; default baud rate control; keyboard click control; automatic program selection . . . and the list goes on. Put yourself in control with:



Sugg. Retail
only

\$29.95

THE
PROGRAM UNLOCK
CONTROL KIT FROM:

See your local Kaypro II® Dealer or
Give us a call at (206) 822-6202

PUCK, Inc. - 526 E. Smith Street
Suite 294
Kent, WA 98031

puck

DEALER
INQUIRIES INVITED

KAYPRO II® is a trademark of Non-Linear Systems, Inc.

BASIC TRAINING BY BASIC TUTOR™

Learn MicroSoft Basic on your KayPro

Basic Tutor gives you a thorough introduction to programming with MicroSoft Basic. The 20 easy lessons will help you develop your programming skills fast and help you tap the full capabilities of your KayPro.


Logical, Friendly, and easy to use

Basic Tutor covers everything from "Programming Symbols and Equations" to "Merge and Append Functions" in a logical and friendly fashion. You can test your knowledge during each lesson by answering questions and taking the quizzes offered by Basic Tutor. The Basic Tutor addresses you in plain English, not computereze—so every lesson is easy to understand. So easy, in fact, you'll wonder why you ever thought programming was difficult.


Patient, tactful, and not much money

Basic Tutor has unflinching patience. You can go back again and again and again—to learn and review—Basic Tutor will always be ready to teach. Basic Tutor is an enthusiastic instructor that will encourage and inspire even the most reluctant student. And Basic Tutor is yours forever for a mere \$29.95.

Open your mind to the world of programming. To order Basic Tutor today call: 215-443-5505. Dealer inquiries invited.



\$29.95



**Computer
Evaluation
Center**

Computer Evaluation Center
179 York Road, Warminster, PA 18974
"When you need more than a computer store"

Yes! Send me Basic Tutor for my KayPro!

☐ I have enclosed a check or money order for \$ _____

☐ Charge my credit card: ☐ VISA ☐ MasterCard

_____ Expiration Date _____

Authorized Signature _____

NAME _____

ADDRESS _____

CITY _____ STATE _____ ZIP _____

PRICE **\$29.95**

PLUS SHIPPING and HANDLING **2.50**

PA RESIDENTS ADD 6% SALES TAX _____

TOTAL _____



Carrying your KAYPRO

Overseas?

Additional Information

I have received calls from around the country regarding my KUGRAM article on overseas travel with a microcomputer (see KUGRAM June-July 1983, page 13). The following are answers to the most frequently asked questions.

1. Do I need to apply for an export license to go to country X? Only your local office of the U.S. Department of Commerce (DOC) can say for sure. The local DOC office will refer to the current effective edition of the Commodity Control List (CCL) to determine the requirements pertinent to your destination country. Items are listed in the CCL by an "Export Control Commodity Number" (ECCN). The number applicable to the KAYPRO computer seems to be 1565A (at least that is the number which appears on my license). The CCL also indicates a "processing code" which was "CS" in my case. You will need these items to fill out your license application.

2. What if I just ignore the whole thing? The export regulations provide for everything from a wrist slap warning letter to stiff fines, prison sentences, and seizure of the commodity transported in violation.

3. Who will check up on me if I ignore the licensing process? I don't know, but the penalties make it foolhardy to ignore licensing.

4. Who is the consignee in country of ultimate destination (required in the license application form)? If you are carrying your machine for your own use while travelling and intend to bring it back home with you, you are the consignee. To simplify the handling of the application, give your overseas address in the ultimate consignee block and explain your use of your machine in the "additional information" block.

Michael S. Drooker
Sanbornville, NH 03872
(603) 522-3144

Vendors

AMATEUR RADIO SOFTWARE (RTTY)
from
Software Design
P.O. Box 2722
Boise, ID 83701

8088 CO-PROCESSOR BOARD (16 BIT)
from
Profile Computer Systems, Inc.
2509 S.W. 59th Street
Oklahoma City, OK 73119

INVENTORY and PRODUCTION CONTROL
from
Control Systems
P.O. Box 452
Bountiful, UT 84010

GRAPHICS ADAPTER for the KAYPRO II
from
Gilderfluke & Co.
120 Midway Drive #013
Anaheim, CA 92805

REALTIME CLOCK/CALENDAR
from
Holmes Engineering Inc.
5175 Green Pine Drive
Salt Lake City, UT 84107

TYPESETTING via MODEM
from
Warren Graphic Communications
325 N. Broadway #200
Santa Ana, CA 92701

POWER OUTLET STRIPS
from
Applied Electronics Resource
11417 Fairfax Station Road
Fairfax Station, VA 22039

BIBLE STUDY AID (THE WORD)
from
Bible Research Systems
9415 Burnet Road #208
Austin, TX 78758

* *

The VENDOR column is not advertising. We will list as many vendors as space allows. These listings in no way represent our endorsement.

Kaypro Upgrading

The Software Connection
by: Gregg Platt
PeopleTalk Associates

In our last article, we discussed several potential changes to your KAYPRO. Among the upgrades we mentioned was a product called the Co-Power 88 board. Since that article was written, SWP Products - the manufacturer - has contracted with KAYPRO to manufacture the board for installation on the KAYPRO-II and 4. The "souped up" machines will be called Kaypro-II-88 and KAYPRO-4-88 and should retail around \$1,995 and \$2,195 respectively. That's a KAYPRO computer with all the standard software plus 256k of memory, a 256k RAM disk under regular CP/M, and MSDOS (the IBM-PC's operating system) for about \$800 less than most other IBM compatibles!

According to Fred Helms at SWP, MSDOS is now being shipped with the boards, and the cost to retrofit your KAYPRO-II or 4 has decreased to \$699.95 for the 256k version and \$550 for the 128k board with MSDOS and CP/M-86 included. For more info on this very worthwhile upgrade, check with your dealer or contact SWP Products at 817-469-1181.

If you're a business user with two or more KAYPROs, you'll also be interested in a new networking product from Centram Systems in Camp Hill, Pennsylvania. They have developed a product which allows you to hook KAYPRO-IIs, 4s, and 10s together in a local network. Nat Goldhaber at Centram tells us that the retail cost of this upgrade will be around \$300 per system and allow several KAYPROs to share a single hard disk. We are talking now with Centram about a pre-release review of the product and hope to be able to give you a more detailed review of how the upgrade works in the next issue.

Originally, we intended that this article be a review of a board similar to SWP's Co-Power product. However, it seems that the company in question no longer exists! Aren't you glad you waited for our review before you bought?

Since the hardware we intended to review never materialized, we'll tell you about two excellent software upgrades.

Several months ago, we were fortunate to get our hands on a fine product called Plu*Perfect Writer written by Plu*Perfect Systems, Inc., of Idyllwild, California. The Plu*Perfect software consists of a set of changes to your copy of Perfect Writer which include the ability to get a disk directory or change disks in drive B while you're editing! You'll also get a selection of the best public domain software, a program which lets you change the size of Writer's swap file, a keypad that accesses fourteen Writer commands with a single keystroke, plus other goodies too numerous to mention. All this for less than the cost of a box of disks - \$25.00!

Unfortunately, it's only available on the KAYPRO-II, and they do not sell through dealers. For more information, you should contact: Plu*Perfect Systems, P.O. Box 1492, Idyllwild, CA 92349, 714-659-4432. If you're writing to them, please be sure to include your Perfect Writer version number as it appears on the Main Menu.

Our evaluation? A bargain at twice the price, and a must for Writer users!

The next piece of software we'd like to talk about is K-Key, by Perfectly Usable Computer Kits of Kent, Washington. Though this software is not compatible with the KAYPRO CP/M, it's well worthwhile in that it gives you the ability to change your KAYPRO's serial port parameters, (parity, baud rate, start and stop bits, etc.) and to customize your copy of CP/M for such variables as disk drive and CRT time-out, cold and warm boot messages, etc.

K-Key also provides the ability to set up the keys on the numeric pad so that each key becomes equivalent to a commonly used multiple keystroke command. Imagine the convenience of pressing a single key and having your KAYPRO interpret that key as: STAT B:*. * <cr> or @BEGIN(DESCRIPTION)!

Our rating? A good product for you modem users and for those of you who enjoy tinkering with your KAYPRO, and priced reasonably at \$29.95. For details contact PUCK at: 524 E. Smith Street, Kent, WA 98031.

* * *

Desktop Accountant

Reviewed by Richard Weingarten, CPA

Rocky Mountain's "Desktop Accountant" at \$395 for the Kaypro II configuration is an accounting package consisting of the following applications: General Ledger, Accounts Receivable, Accounts Payable and Payroll.

Desktop Accountant (DA) is not being judged as an accounting package for an accounting professional since there are a number of features missing from the system which a CPA would be looking for. Instead, DA is being judged as an accounting system for a small or medium sized business firm which does its books on a manual basis and wishes to convert to a computerized system.

This system was tested on a Kaypro II which has 2 drives of 200k each. According to Rocky Mountain, the capacity of a 200k diskette system is as follows:

| <u>Module</u> | <u>Master File Capacity</u> |
|----------------------------|---------------------------------|
| General Ledger 1,000 | 400 |
| Accounts Receivable 800 | 400 |
| Accounts Payable 800 | 400 |
| Payroll N.A. | 150 |

While it appears that the capacity on a Kaypro II is adequate for most businesses, an example of a typical client will show how the above capacity can be quickly exceeded. The client is a building contractor working on 5-10 jobs at any one time. He wishes to keep track of his costs on an item-by-item basis, i.e., lumber, windows, steel, electrical parts, etc. When the costs categories for this client were defined, we had 33 direct costs before general and administrative expenses. When this is added to the Assets and Liability accounts needed, as well as income accounts, the capacity of 400 accounts becomes barely adequate. Naturally, with the larger Kaypro 4 or Kaypro 10 the capacity of this system should be expanded dramatically.

What do you get when you order DA? You receive a software system that has been around for a number of years and has had most of the bugs worked out. When the package arrives the following are included on 6 disks:


1. A General Ledger Disk
2. An Accounts Receivable Disk
3. An Accounts Payable Disk
4. A Payroll Disk
5. A Utility Disk
6. A Sample Data Disk

The only other software required to run the system is CP/M and M-Basic. Also included are a very comprehensive set of manuals for each module in the series plus a manual called "Read Me First," which I recommend BE read first. In addition to the above you will receive a year's subscription to TCS Debits and Credits, a newsletter with tips and modifications available to users of the system. Finally, and very importantly, you also receive a cassette tape on how to configure and initialize the software to the Kapro II. This tape was an excellent tool. However, the tape should make it clear that all instructions be input into the computer in capital letters.

The system can compute FICA, FWT, SWT, local WT, insurance deductions and 2 miscellaneous deductions. Regular earnings and overtime can be computed. Commission employees can be handled, but commissions are not calculated. The area in which the module does not have the flexibility one would like to see is when an employer is dealing with employees who have different salary amounts for FICA and FWT purposes. In these cases the program can only calculate the withholding amounts on one of the salary amounts, not both.

In conclusion, Desktop Accountant from Rocky Mountain Software Systems, 1280-C Newell Avenue, Suite 147-ZA, Walnut Creek, CA. 94596 (Tel) 800-832-2244, is a good, well-tested piece of software with some limitations, but with enough flexibility to cover most "normal" situations. However, as with any accounting software, the best advice which can be given is to consult with your own accountant before purchasing.

Now Only \$59.95!



Stand Specifications:

Width: 18-3/4"
Depth: 13"
Height: 3-3/4" (horizontal position)
8-7/8" (maximum tilt)

Do you get a pain in the neck after a few hours at the keyboard?

STRAIN NO MORE.

Only the Icarus Desktop Stand has all these features:

- Attachable to your Kaypro — Hinged construction for easy portability.
- Adjustable for best viewing angle while your Kaypro is in place.
- Allows you to take full advantage of the detachable keyboard.
- Keyboard stores under computer when not in use to protect it from dust and to clear desk space.
- Tough, scratch-resistant baked urethane enamel finish.
- Color-matched with the Kaypro — it actually looks like part of the machine.
- Heavy-gauge aluminum alloy. Won't sag under the weight of your Kaypro.

At last you, too, can enjoy the comfort of a desktop computer with the portability of your Kaypro.

Satisfaction Guaranteed

If you are not completely satisfied with the quality and usefulness of your Icarus Desktop Stand, return it within 90 days and we will refund the full purchase price.

Order Now!

Please rush me _____ Icarus Desktop Stand(s) for the Kaypro at \$59.95. I understand that if I am not completely satisfied I may return it within 90 days for a full refund for the purchase price.

- ☐ Enclosed is my check/money order for \$_____. You pay shipping and handling.
- ☐ Please bill me at \$59.95 each plus \$2.50 shipping and handling.

Ship my Icarus Desktop Stand to:

Name _____

Street Address _____

City _____ State _____ Zip _____

Mail order to:



**ICARUS
SYSTEMS**

2303 N. 44th St., Ste. 14-325K
Phoenix, AZ 85008

**For immediate shipment,
call 602/840-6685**



Chapter News



TUCSON KUG

Contact: Mark C. Holland
P.O. Box 12083
Tucson, AR 85732-2083
602/748-7400 (weekdays)

KAYPOWER OF ANAHEIM

Contact: Jack Holliday
853 N. Dickel
Anaheim, CA 92805
714/821-3928

KAYPRO USERS' GROUP OF CENTRAL NEW YORK

Contact: Walter E. Pfeister, Jr.
1 Skadden Terrace
Tully, NY 13159
315/696-5632 (home)
315/456-7175 (office)

PORTABLE MICROCOMPUTER USER'S GROUP

PHILA. AREA COMPUTER SOC. (PACS-PMUG)
Contact: John V. Schmitz
Technology Help, Inc.
3500 Science Center
Philadelphia, PA 19104
215/387-9036

LATHAM KAYPRO USERS GROUP

Contact: Carmine A. Marotta
Jim Minozzi
16 Maple St.
Latham/Albany, NY 12110
518/785-3336

ANN ARBOR KAYPRO USERS GROUP (A2KUG)

Contact: Zane Hollingsworth
1400 Morton Suite #2B
Ann Arbor, MI 48104
313/665-7887 (home)
313/763-3746 (work)

ST. LOUIS KAYPRO USERS GROUP (SLKUG)

Contact: Joanna Daneman
Box 31126
St. Louis, MO 63131
314/391-5844

ANNAPOLIS KAYPRO USERS GROUP

Contact: Robert Bates
321 Hillsmere Drive
Annapolis, MD 21403
267-7684

CORPUS CHRISTI COMPUTER CLUB (C4)

Contact: Steve Thompson
MOQ 30-1, Naval Air Station
Corpus Christi, TX
512/939-2154 (off.)
512/937-4556 (home)

UCLA/USC KUG

Contact: Richard Baum
Political Science Dept.
UCLA
Los Angeles, CA 90024

KUG--NORTH SAN GABRIEL VALLEY

1416 N. Indian Hill Blvd.
Claremont, CA 91711

KAYPRO SPECIAL INTEREST GROUP

North Orange County Computer Club
P.O. Box 3616
Orange CA 92665

SANTA CRUZ KUG

Contact: Phil Rupp
1005 Cedar St.
Santa Cruz, CA 95060
408/429-3599

KUG--SAN FERNANDO VALLEY

c/o Unicom Inc.
18639 Ventura Blvd.
Tarzana, CA 91356

TUG--TEHACHAPI USERS' GROUP

21176 Old Town Road
Tehachapi, CA 93561

NORTH SAN DIEGO COUNTY KUG

171 Unity Way
Vista, CA 92083

CP/M KUG--SAN FERNANDO VALLEY

22554 Tiara St.
Woodland Hills, CA 91367

ASPEN KUG

117 S. Spring St.
Aspen, CO 81611

KAYPRO USER'S ASSOC. OF FORT COLLINS

P.O. Box 1089
Fort Collins, CO 80522

CENTRAL ILLINOIS KUG

P.O. Box 2487
Springfield, IL 62705

CHAMPAIGN/URBANA KUG

602 W. Stoughton
Urbana, IL 61801

GRAND STRAND AREA KAYPRO USERS' GROUP
(GSAKUG)
Contact: Jack Garvin
c/o Southeastern Computers
Lorraine Plaza
700 Highway 17, South
Surfside Beach, SC 29577

INDIANAPOLIS KUG
Contact: Margaret Covher
5302 N. Franklin Road
Indianapolis, IN 46226
317/542-1527

DENVER KAYPRO ASSOCIATION (DKA)
Contact: John L. Vareka
P.O. Box 81
Boulder, CO 80306
303/444-3253

OLYMPIA KAYPRO USER'S GROUP
Contact: Phil Garey, President
6925 4th Way SE
Olympia, WA 98503
206/456-5102

SAN DIEGO NORTH COUNTRY
Contact: Dave Salem or Jerry Grant
30-361 Encinitas Rd.
San Marcos, CA 92069
619/727-6559 (home)
619/744-1514 (work)

KSIG, CHAP. OF SPOKANE MICR. USERS GR.
Contact: Don McGilvray
North 904 Dyer Rd.
Spokane, WA 99206
509/535-4634

GEORGIA KAYPRO USERS' GROUP
Contact: Tony Stanley
742-A Lakeside Drive
Robins AFB, GA 31098

ALAMO KAYPRO
Contact: Gentry Whitehurst
c/o Computer City
7103 Blanco Rd.
San Antonio, TX 78216
512/340-2309

PITTSBURGH AREA KAYPRO USERS AND
PROGRAMMERS (PAKUP)
Contact: Hillary Bercovici
525 Locust Place
Sewickley, PA 15143

MIAMI KAYPRO USERS GROUP
Contact: Frederick A. Young
18433 SW 88 Place
Miami, FL 33157

WISCONSIN KAYPRO USERS GROUP (WISKUG)
Contact: Neal L. Mason
2406 Springdale Road
Waukesha, WI 53186

KAYPRO LEXINGTON USERS' GROUP
Ovation Computers
140 Moore Drive
Lexington, KY 40503

CAMBRIDGE KUG
Box 308
Prudential Center Station
Boston, MA 02199

BUFFALO KUG
66 Russell Ave.
Buffalo, NY 14214

CHARLOTTE KUG
c/o The Computer Stores of NC
1608 E. Independence
Charlotte, NC 28205

KUGRAM is a KUG membership newsletter published 6 times yearly. The following rates apply:

U.S. & DOMESTIC \$15.00
CANADA & MEXICO \$20.00 (U.S. FUNDS)
INTERNATIONAL \$25.00 (U.S. FUNDS)

Back issues, when available, are \$3.00 each (sent prepaid).
Send payments to: Kaypro Users' Group, Back Issue, Box 100,
Malverne, NY 11565 Circulation number - (516) 746-0056.

Although it is a policy to check material placed in the KUGRAM for accuracy, KUG offers no warranty either expressed or implied, and is not responsible for any losses due to the use of any material in this newsletter. Articles submitted by users and published in KUGRAM, which describe hardware modifications, are not supported by Kay Computers or Non-Linear Systems.

KUG is provided as a service to its members for the purpose of fostering the exchange of ideas to enhance their usage of Kaypro Computers. As such, little or no evaluation of the programs or products advertised is performed by Kay Computers, in general, and KUG in particular. The prospective user is hereby put on notice that the programs may contain faults the consequences of which Kay Computer in general and KUG in particular cannot be held responsible. The prospective user is, by virtue of obtaining and using these programs, assuming full risk for all consequences.

KUG is in no way affiliated with Non-Linear Systems other than its need to receive the latest up-to-date information from the company regarding the Kaypro Computer.

KUG's Bulletin Board in Chicago is available to all who wish to use it. However all "downloading" may require the use of the member's ID Number. Again, this is provided as a service and KUG cannot be held responsible for any faults in the programs available. KUG's BB Phone number is (312) 882-6747.

PERFECT WRITER™ may be perfect, BUT...

people aren't! You are wasting time by constantly referring
to the PERFECT WRITER™ reference material.

NOW YOU DON'T HAVE TO!

With PRECISION LABELS on your KAYPRO keyboard you can throw away your reference card or template. Use PRECISION LABELS to reduce the number of keystrokes for PERFECT WRITER™ commands. No more need to memorize — they place all the commands right at your fingertips.

FEATURES

- Includes 9 commands not found on reference card
- Eliminates the confusion caused by template clutter
- Clear two-color coding on no-glare silver mylar
- Easy pressure sensitive application
- Contoured for key front so that keytop is not obscured

Name _____

Address _____

Send to: **ERGONOMIC**

RESOURCES

71 Orange Street, Brooklyn, New York 11201

Please send me ____ set(s) of PRECISION LABELS @ 15.00 per set
(Price includes all postage and handling charges) TOTAL ENCLOSED \$ _____

PERFECT WRITER™ is a registered trademark of PERFECT SOFTWARE, INC.

KAYPRO USERS GROUP

POST OFFICE BOX 100
MALVERNE, N.Y. 11565

BULK RATE
U.S. POSTAGE
PAID
Farmingdale, N.Y.
Permit No. 51

NOTICE

It's time for some KUGGERS to renew their membership. If your KUGRAM label has RENEW printed on it, your membership will expire after the next issue.

As of December, 1983, the membership dues will be \$15.00 (U.S.A.). However, all members who renew before that date will still be able to use the old dues rate of \$12.00 (U.S.A.).

When you send in your renewal, be sure to include your name, address and KUG I.D. number with your check.

ADDRESS CORRECTION REQUESTED