

### KUGBB MOVES TO NEW YORK

If you tried to access the KUG Bulletin Board in Chicago recently, you probably received a recorded announcement that the number has been changed to 516-747-8308.

In fact, telecommunications within the KUG community have been expanding at a very fast rate. The Bulletin Board is now being "sysoped" by Frank Fallon, a knowledgeable Kaypro user and a ham radio operator. Now with KUGBB closer to our headquarters on Long Island, the Kaypro Users' Group will be able to serve you more efficiently.

The Best of KUGBB will continue to be a feature of the KUGRAM and as more members access the board, more information and tips will be available.

The CompuServe KUG SIG (Kaypro Forum) at PCS 25 is also being "sysoped" by Frank Fallon. Frank has added many new features to the SIG. In fact, many public domain programs have already been up-loaded including the complete set of 70 listed in PeopleTalk's book, *THE FREE SOFTWARE HANDBOOK*.

The KUGBB is accessed about 1,000 times per month and acts only as a Bulletin Board. Kaypro SIG is accessed about 3,000 times per month and allows up-loading and down-loading of programs.

The KUGBB in Chicago was initiated by Ira Gerson in March of 1983. It was his idea that KUG have its own CBBS. It was also Ira's thought that KUGGERS should be able to down-load and exchange programs through CompuServe. His thoughts and ideas bore fruit only because of his initiative and hard work in getting both "off the ground."

THANKS and WELL DONE, Ira.

KUG has received many requests to inform its members about the use of modems and the modem software. It was also suggested that KUGRAM have a column on telecommunications.

Starting with this issue, Frank will be writing about modems and modem software and KUGBB and CompuServe SIG and many other areas of electronic communication. The column is titled "The Sysop's Corner."

In it Frank will be discussing which modems seem to work best with the Kaypro, the different software packages available, (commercial as well as public domain). You will learn how the various versions of Modem 7 or XModem are used; how to use the KUG Bulletin Board to send and receive messages; the methods used to down-load programs from CompuServe; and how to save time so that the phone bills don't get too high.

Special sections on the Kaypro SIG are being set aside for special interest groups within the KUG community. A section for local KUGS to announce their meetings and special occasions might be one area. If you have any ideas on how these should be used or by whom, let Frank know about it. He can be reached at KUG headquarters.

To help get you started, KUG has been discounting the CompuServe starter kit with five hours free time for \$35.00. Now, KUG will be shipping a FREE disk of modem software with each CompuServe kit. We would like to see a closer KUG community and we think that telecommunicating is the "way to go."

Listen, if you're free for dinner, give me a call on the KAYPRO .....



## Box 100



Dear KUG,

I have thoroughly enjoyed (and greatly benefited from) the KUGRAMs!

My question stems from my situation here in the Third World. Our electrical power goes out two or three times a day, which obviously plays havoc with my computing. I know that uninterruptable power sources are available in the marketplace, but they're absurdly expensive here. So, the question is, could I make my own version of such a device by bypassing the transformer in my Kaypro II and hooking it up directly to, say, an automobile battery? If so, I could presumably maintain a charge in the latter with an ordinary battery charger. Without technical training, I don't know what the problems would be with such a hook-up. Can anybody up there help me? Thanks for whatever light you can shed on this!

Stan Slade  
Instituto Teologico Bautista  
Apartado 248  
Santa Ana, El Salvador

\* \* \*

Dear KUG,

While it is normally good to see one's name in print as in Vol. 2 no. 5, the excerpt from my message #02265 is misleading. Message #02265, stating that the built-in modem wasn't type certified, was entered on the KUG BB on 3/16/84. At the time it was written, it was true. It no longer is true. The notice that I received informing me that the modem was type certified was postmarked on the 17th of May. An editorial note saying something to the effect that later information made it incorrect would have been helpful. I hope that the worst that happens as a result of it all is that some will take me for an ignorant fool and dismiss it.

Grant Blowers  
203 Little John  
El Paso, TX 79924

(Ed. note...Definitely not YOU, Grant)

Dear KUG,

As a lawyer, I am using WordStar to prepare letters, pleadings and other legal documents. "The Backgrounder" from Plu-Perfect Systems has allowed me to program a number of function keys so that WordStar functions much like a dedicated word processing system. An excellent program called "Eureka!" from Mendocino Software of Willits, CA, resides on my WordStar disk and keeps a master catalog of my word processing files, including up to 90-character comments on the contents of each file, the date the file was created, and up to two more small comments.

Perfect Calc has proved very useful in doing the income and payroll accounting for our small firm.

I recently purchased an outline-processing program called "KAMAS" which is proving invaluable in preparing outlines for my trials. I had earlier used a database program called "Citation" for this purpose, and while it is an excellent program and proved much better than my old manual methods, it is somewhat cumbersome for my application as compared with KAMAS.

As soon as finances will permit, I plan to buy a modem and hook up to a legal database called Westlaw.

My printer is an Okidata 84 Step 2 with a cut sheet feeder. The correspondence quality mode is quite acceptable for my letters and pleadings, and I wanted the high-speed data mode available for printing drafts and files downloaded from Westlaw. The printer and sheet feeder have been operating flawlessly, and I highly recommend the setup. Among other things, the sheet feeder allows the use of our regular office stationery and permits feeding both legal length and letter length paper as the need arises.

Comments from other attorneys using Kaypros would be greatly appreciated. If there is enough interest, we might even try forming a LawKUG.

Stephen C. Scott  
11 N. 7th St.  
Columbia, MO 65201

Dear KUG,

StylePerfect Associates, an independent review and documentation organization, offers a new rating service for the Kaypro user community.

There will be three types of ratings: Initial, General and Special. All three will be based on a scale of one to ten, with a rating of ten representing the best programs. Few nine or ten marks will be awarded before 1986.

Initial Ratings will be based on first impressions of reviewers who are new to a given program. These ratings indicate how easy-to-run a program may be for persons with limited needs or little time to study manuals. Initial Ratings may change as reviewers have an opportunity to test software in-depth and issue General Ratings.

General Ratings will be based on the usefulness of a program for the general Kaypro business, academic and professional user. Packages which have limited appeal may receive low ratings in this category and high ratings in the Special category. The main considerations will be documentation, ease-of-use, error-handling, and features. As regards features, the main concern will not be the sheer number available, but rather, "How many well-designed features does a program offer—and how useful are these procedures to the general user?"

Special Ratings will evaluate how well a package delivers on its promises in filling the needs of a less-than-general niche of the user public. These ratings allow good programs which may appeal to only a small group of Kaypro users to be evaluated on their merits.

Many of the ratings published by StylePerfect in the near future will be Initial Ratings.

Many of the reviews now being written will be included in upcoming editions of "The Sourcebook for the Kaypro."

David Gilbreth  
StylePerfect Associates  
P.O. Box 18240  
East Hartford, CT 06118

Dear KUG,

Perfect Filer can be used to generate simple graphs. I use the program to manage the subscription list for a weekly newspaper with about 250 subscribers. In addition to printing mailing labels, printing renewal notices, and generating the various reports needed for the post office, Perfect Filer also yields graphs of renewals each month, and of subscribers in various areas.

The following graph shows subscriptions due for renewal each month. Note that the only logical field referred to is in the sort key: "expdate.month," a field derived from the database member element "expdate," a date template.

	5	10	15	20	25	30
01						
02	oooooooooooooooooooooooooooo					
03	oooooooooooooooooooooooooooo					
04	oooooooooooooooooooooooooooo					
05	oooooooooooooooooooooooooooo					
06	oooooooooooooooooooooooooooo					
07	oooooooooooooooooooooooooooo					
08	oooooooooooooooooooooooooooo					

Here is how the list was defined:

#### I. LIST HEADING

Field Number 1: <String> "cr"  
Field Number 2: <String>  
" 5 10 15 20 25 30"  
Field Length = 50; Position = Left  
Justified  
Field Number 3: <String> "cr"  
Field Number 4: <String>  
" | | | | | |"  
Field Length = 50; Position = Left  
Justified

#### II. PAGE FORMAT

#### III. MEMBER FORMAT

Field Number 1: <String> "o"

#### IV. SORT KEYS

Key 1: Logical Field Type; Sort by  
expdate.month; Ascending sort  
Subheading fields:  
Field Number 1: <String> "cr"  
Field Number 2: <Logical field>  
expdate.month  
Field Length = 4; Position = Left  
Justified

James L. Swanson  
Box 549  
McBride, B.C., Canada V0J 2E0

Dear KUGGERS,

I am a State Representative in Maine and I often find myself assisting other candidates in their election campaigns.

In my official duties I am involved with constituent casework, preparing news-letters and questionnaires among others.

Here are my two queries:

1) Does anyone know of any campaign oriented software programs compatible with the Kaypro II?

2) Do any KUGGERS know of software which would be helpful in my official Legislative duties?

James R. Handy  
State Representative  
31 Homefield St.  
Lewiston, ME 04240

\* \* \*

Dear KUG,

I have yet to find any physicians who happen to own a Kaypro. (The ones I know have gone the IBM or APPLE way.) I would appreciate hearing from MD Kaypro users. I am more interested in clinical programs than financial ones, but anything will do.

Victor A. Diaz, M.D.  
Park Plaza Center  
2257 Michael Drive  
Newbury Park, CA 91320

\* \* \*

Dear KUG,

An anti-glare screen for the Kaypro CRT can be made from a piece of discarded ladies' sheer black stocking, stretched and glued to a light wood or bamboo frame of a size to fit snugly over the CRT bezel.

It's not as good as the commercial models, but one can't complain about the price! And it is a significant improvement over a bare tube.

Ernest Hutton  
501 South Ellison Lane  
Waynesboro, VA 22980

Dear KUG,

A defect of WordStar is that, unlike Perfect Writer, it has no command for printing multiple copies of a file. If you want more than one copy, you have to tell it to print the first; then, when it has finished, tell it to print the second, and so on. Fortunately there is a remedy, with the aid of EX.COM, a public domain utility that effectively supersedes CP/M's SUBMIT and ZSUB. EX can be used either to execute a previously created .SUB file or interactively. In this case the interactive mode is more convenient.

There are two methods available. Method 1 is more suitable if a large number of copies is to be printed. Assume that you want multiple copies printed of a file named TEXT, which is in drive B. At the A>type: EX <CR>. Then type the following successive lines:

```
ws <CR>
P B:TEXT <ESC> <CR>
X <CR>
:<CR>
```

Turn on the printer and type <CR> again; EX will cause WordStar to continue printing copies of TEXT until you stop it with CTRL-C.

Method 2 is more suitable for printing a small number of copies, or if you want to leave the printing unattended. Omit the last two lines of the program in Method 1, type in as a third line a repetition of the second, and go on repeating that until you have as many P B:TEXT...lines as you want copies printed. If you want four copies, the sequence will be:

```
ws <CR>
P B:TEXT <ESC> <CR>
P B:TEXT <ESC> <CR>
P B:TEXT <ESC> <CR>
P B:TEXT <ESC> <CR>
```

Turn on the printer, and type <CR> again. EX will now cause WordStar to print four copies of TEXT, and will then stop by itself.

A.D. Woosley  
655 Kearsarge Circle  
Charlottesville, VA 22901





# COMMAND CENTRAL

**\$ 30.00**

REVIEWED - KUGRAM 2-5 (OCT 84) PAGE 6

COMMAND CENTRAL IS COPYABLE AND LICENSED FOR TWO USERS  
SHARE COSTS WITH A FRIEND!

"BUSY" ADD?? - You betcha! - At MapleSoft, What you see **is** what you get

## FEATURES:

**NO BOOTS:** As CC is resides entirely in memory and always makes a drive R/W before writing to it, you can freely insert and remove new diskettes from any and all drives - **NO REBOOTING!** Even the CCP commands ERA, DIR, TYPE, REN, and USER are replaced so you don't have to exit CC. And no need for CC (or any other utility) to take up precious storage space on program and data diskettes

**EXTENSIVE WINDOWING:** Prompts, reports, status, and input always appear at the same place on the screen - so you always know where to look. Windowing greatly speeds up operation and eliminates distraction as only the portion of the screen that needs updating is affected. There are 198 windows on the Command screen: CURDRIVE, CURUSER, FILE (x64), POINTER (x64), TAG (x64), PROMPT/INPUT, CURFILE, REPORT, and STATUS

**FLEXIBLE CURSORING:** CC's current file pointer ( ==> ) responds to WordStar and Perfect Writer cursor commands as well as to the KayPro arrow keys - or just hold down the spacebar or backspace key and watch it zip back and forth!

**READY TO RUN:** CC comes ready to run for all KayPros - absolutely no installation needed

**SAFETY:** All "serious" commands are queried in the PROMPT window before they are executed - no more boo-boos! (e.g., "Erase CHAPTER3.MSS (Y/N)?")

**3000+ FILE CAPACITY:** CC can handle hard disk directories of over 3000 files. <Go To File and Next/Previous Screen commands are included to ease navigation of those really big hard disks

**ON-LINE MENUS:** There are two menus available at the touch of a key (see below). Note that CC responds to "/" as well as "?" - typical of the many convenience features of this program

**ON-LINE HELP:** In addition to the command menus, CC has built-in help screens for all complex commands - just press "/" when prompted

**EASY TO USE:** CC displays a full 64-file directory at once - so you see what's there, what's been tagged, etc. The current file is indicated by a pointer ( ==> ) and its name is displayed in the CURFILE window. All commands are mnemonically-sensible single keystrokes ( P for PRINT, C for COPY, etc) and, as applicable, operate on the current file - never type its filename!

**SPEED:** CC is fast! Written in efficient Z80 assembler, this 16K program loads and executes rapidly. Use of windows and optimized disk I/O greatly speeds up operation

**USER AREAS:** User numbers are great if you need them, a pain if you don't. They are fully supported but transparent - if you never mention them, CC will assume good old User 0

**ERROR TRAPPING:** CC has extensive error-trapping built-in so you see prompts such as "Sorry, that drive does not exist" instead of the fatal "BDOS ERROR ON X: SELECT"

**UNIQUE COMMANDS:** CC has five very special commands to make diskette management a breeze:

- o **STRING SEARCH.** Searches file or group of files for any number of strings reporting filename, line number, and context for each match
- o **BAD BLOCK LOCK-OUT.** Locks out blocks on diskettes so diskette remains usable. With CC you can even recover the 99+ per cent good data on the affected sectors!
- o **ID FILES.** Create an empty (0 Kbyte) file in the diskette directory for identification or dating (e.g. "KMG.003" or "12 JUL 84"). The leading "-", if you use it, ensures that the file always appears first in sorted directories.
- o **SORT AND PACK DIRECTORIES.** The <Sort command reads in a directory, sorts it into alphabetical order eliminating deleted and empty (except those beginning with "-") files and then writes it back to the diskette. Then even DIR gives an alphabetical listing
- o **BITMAPS.** Gives a pictorial display of blocks used/unused on the logged-in diskette

## Main Command Menu:

```

<<< COMMAND CENTRAL >>>

One File      Many Files
<C> Copy with verify  <B> Batch tag/untag
<E> Erase file        <M> Mass copy tagged/untagged
<F> File size         <Z> Zap (Mass Erase) tagged files
<G> Go to file
<P> Print file to LST: device
<R> Rename file
<T> Tag file with "*"
<U> Untag file
<V> View file with page/line scroll

Drives
<A> Available space on disk
<I> Indicate blocks used/unused
<J> Junk (lockout) bad blocks
<L> Login new drive/disk
<N> Number of files on disk
<S> Sort and pack directory

Movement
<bs> Back-up to previous file
<sp> Forward to next file
<+> Display next 64 files
<-> Display previous 64 files

Miscellaneous
<D> Draw new screen (refresh)
<H> Hunt for string(s) in file(s)
<X> or <ESC> Exit to CP/M
<W> Write a disk ID file
</> or <?> Display this menu

<.> Display arrow keys, Perfect Writer and WordStar cursor commands
*** Press Any Key To Display Directory ***
  
```

## The Cursor Command Menu:

```

<<< COMMAND CENTRAL >>>

CURSOR COMMAND MENU

MOVEMENT      KAYPRO      PERFECT WRITER      WORDSTAR
Up Cursor     Uparrow,    ^K      ^P      ^E
Down Cursor   Downarrow,  ^J      ^N      ^X
Left Cursor   Leftarrow,  ^H      ^B      ^S
Right Cursor  Rightarrow, ^L      ^F      ^D
Next Screen   <+>        ^Z      ^C
Previous Screen <->        ^V      ^R
  
```

## Typical Command Display:

```

<<< COMMAND CENTRAL >>>

Directory for Drive: B   User Area: 0

-UTILITY.002   ASM      .COM      BAUD      .COM      BMAP      .COM
CC              .COM      CONFIG   .COM      COPY      .COM      COPYNEW   .COM
D              .COM      DDT      .COM      DIRLABEL  .COM      DU2       .COM
DUMP           .COM      ERA      .COM      F1        .COM      FBNSUB    .COM
FIND           .COM      FINDBAD  .COM      FIXKEY    .COM      INITDISK  .COM
LIST           .COM      LL       .COM      LOAD      .COM      LOOK      .COM
PIP            .COM      PIPID    .COM      RPIP      .COM      SAP       .COM
SETDISK        .COM      SETIO    .COM      SHOW      .COM      SK        .COM
SK             .DEF      SMART    .SUB      SMARTPRN  .COM      SMSPEC    .COM
SMSPEC         .PRN      SMSPEC   .REL      ==> SMSPEC  .Z80      SORT      .COM
SP             .DOC      SPN      .DEF      SPOOL     .COM      STAT      .COM
SUBMIT         .COM      SWAP     .COM      SYSGEN    .COM      TERM      .COM
UNERA          .COM      UNLOAD   .COM      WRITE     .COM      XDIR      .COM
XSUB          .COM      ZAP      .COM

Command (/ or ? for Menu):
Current File: SMSPEC .Z80   Copying File SMSPEC .REL   File Verified
  
```

SST STILL AVAILABLE FOR KAYPRO II AND 4 WITH EPSON-COMPATIBLE PRINTERS  
SEE REVIEW IN KUGRAM 2-5 (OCT 84) PAGE 6 AND ADDS IN KUGRAM 2-2, PAGE 19  
AND MICROCOMNUCOPIA #16, PAGE 14

**MapleSoft**  
**Box 13356, Kanata PO**  
**Ottawa, Ont, Canada K2K 1X5**

**K**

PLEASE SEND: \_\_\_\_\_ COPIES OF COMMAND CENTRAL @ \$30.00 (U.S.) EA COMPLETE.  
\_\_\_\_\_ COPIES OF SST @ \$29.00 (U.S.) EA COMPLETE

ENCLOSED IS A [ ] CHECK [ ] MONEY ORDER FOR \$ \_\_\_\_\_ TO COVER KAYPRO  
SSDD DISKETTE, MANUAL, HANDLING AND AIRMAIL.

I UNDERSTAND I AM CAN RETURN THIS MERCHANDISE FOR A FULL REFUND IF NOT  
COMPLETELY SATISFIED.

NAME: \_\_\_\_\_

ADDRESS: \_\_\_\_\_

CITY: \_\_\_\_\_

STATE: \_\_\_\_\_

ZIP: \_\_\_\_\_

**CLUBS:** BULK ORDER PRICE - 5 OR MORE - HALF PRICE

Dear KUG,

KUGRAM Vol. 2 no. 5 arrived here this afternoon and, as usual, I dropped everything else. Every issue I have received has carried at least one exciting trick that I could use.

And I am intrigued about Judge Lewis Kapner's accidental find of a new use for the Esc...<number>, Esc...Q commands.

This facility "happened" to me by accident, as it did to Judge Kapner. I was doing a document that had a few indented figures for which I was using the tab. I don't have many hangups when using this Kaypro II keyboard instead of my IBM typewriter; but I do find that I frequently touch the escape key instead of the tab. This lands me in some peculiar situations now and then.

I don't know of any good use for designing documents in single-word lines but I have found the Esc...<number> and Esc...Q commands (always in a Flushleft environment) very useful in writing letters on A5 stationery and inside Christmas cards of various sizes. These commands are also useful in bringing a small widow-word into the last line of a paragraph and in "trimming" the unjustified right margins when they're too ragged. Esc...66 or 64, or maybe even 63, followed by Esc...Q, can move the widow-word or neaten the margin without a lot of phaph...faph...faff... phaffing around.

I find I can write fairly lengthy messages inside Christmas cards, dodging the printed legends by designing the document in two different widths, using Esc...35 (or whatever fits the card) for the first part, followed by a section written on Esc...60 (or whatever).

Because I live out in the sticks, 500 kilometres (about 300 miles) from the nearest Kaypro dealer, I had to teach myself the whole thing — PW, PF, PC and The Word Plus.

Okay, so I'm crowing. Wait until YOU do something new at 63.

Alice Theron  
41 Fourie Street  
BOSHOF, South Africa 8340

Dear KUG,

## PERFECT CALC: "Preserved Answers"

This is my solution to a problem that is common to most multiple-file spreadsheets—that of the "disappearing answers." When there is an exchange of information between the several buffers of a spreadsheet, it often becomes necessary to delete a buffer to make room for a new one. The result is that some of the remaining sheets may show errors, since their source of information has disappeared.

The solution is to create a reference file to act as a central information exchange, and to keep it in the buffer always. This file will have three columns. The first column will contain all the formulas that extract information from the sheets. The second column is a "type-in"; you enter (type in) column one data as it is refreshed. The third column is a status indicator and is the difference between the first two. When column three shows an error, it means that the pertinent sheet is not present. You must judge for yourself whether the information in the second column is current. When this column shows a number, it indicates a "fresh" answer in column 1 from a current spreadsheet and is the cue for you to re-enter column 2. The "asking" files naturally will obtain their values from the second column.

To illustrate one line of a central file called REF:

Col: (a) .....(b) .....(c)  
(1) A[e58] 750.00 c1 = a1 -b1

In line 1, cell 'a1' of REF finds the value of cell e58 in spreadsheet A; we type (and thus preserve) its 'found' value of 750.00 into cell 'b1' for use by sheet X. Sheet X can gain access to that value by use of 'REF[b1]'. Cell c1 acts as a status flag that signals action required if a number appears.

Of course, when the REF sheet is saved along with the others, the answers are preserved also.

John C. Polasek  
59 Interlaken Rd.  
Orlando, FL 32804

Dear KUG,

My admiration for your product, the KUGRAM, is truly boundless! I've been reading it since your first issue was sent to St. Paul's Episcopal Church in San Rafael.

I'd like to compliment Mr. Miller who, in Vol. 2 no. 5, described an imaginative method to change translation tables in mid-text by making a little-used character over into an "ESCAPE" signal. In this manner, he can call for the "ESCAPE" sequence: "ESCAPE AMPERSAND" to turn on the Greek translation table and "ESCAPE DOLLARSIGN" to turn on the U.S. (English) translation table. He then states that the disadvantage to this procedure is that Perfect Writer thinks it is typing two characters and leaves an appropriate amount of space for them. This results in imperfect blocks of justified text.

I would suggest to Mr. Miller that, by using the PFCONFIG program, he can change the width of the character which he uses for the new "ESCAPE" key. This could be reduced to ZERO which would cut his problem in half. As far as the ampersand and dollar sign are concerned, he might try a similar trick with them if he has enough "little-used" keys. Merely assign these keys to the ampersand and dollarsign meaning and reduce their width to ZERO also. Then his problem would disappear.

Looking at page 31 of Vol. 2 no. 5, I notice that you have not yet changed the KUG BB information to reflect the deletion of the Chicago BB and the institution of the New York BB. The new phone number is 516-747-8308.

I think there is a problem in Bruce Frank's letter on page 10 of the same issue (Vol. 2 no. 5) On page 11, Bruce refers to "n and n+1 for 54 and 55 in the second line." Looking back on page 10 at the "second line" I see "54MOX54LXBLR ....."; in other words, 54 and 54, not 54 and 55.

John L. Wash  
P.O. Box 318  
Navarro, CA 95463

Dear KUG,

Like everyone else who writes you, I too begin by praising the KUGRAM newsletter, and those who are responsible for publishing it. It always has useful tidbits or bigbits, and in itself creates and maintains an implicit community of people around the country, and increasingly around the world, which provides a certain sense of connectedness, of which we can use all we can get. Maybe Kaypro will start selling in the Soviet Union, and Kaypro User Groups can become a force for peace and cooperation between East and West.

I have one offering, and unfortunately it is not worked out because I use Perfect Writer rather than Wordstar. But I am aware of Wordstar users' lament about not having the yankback feature of Perfect Writer. Having recently obtained a keyboard definition package, it has occurred to me that one could use it to define keys for use in Wordstar that would write a marked section of text to a temporary file (for example, called buffer1) on disk and then bring it back in a manner similar to yankback, though inevitably slower. Indeed, I can imagine creating a number of "buffers" in this way, analogous to Perfect's 7 buffer capability. By naming such files and tailoring keystroke definitions to address them in a consistent way for a particular document (e.g., bufscnt1, bufscnt2, etc.), one could create a shorthand directory command incorporating a wildcard (again, using the keyboard definition package) to replicate Perfect's buffer directory. Not having tried this technique in fact, I can't actually attest to its adequacy, but it seems like a reasonable idea unless the response time is too slow.

By the way, the reason I refer to a "keyboard definition package" is that I didn't buy Smart-Key II but rather one named Xtrakey. Xtrakey is substantially cheaper and has numerous advantages over Smart-Key II. More information can be obtained from Xpert Software, 8865 Pollard Ave., San Diego, CA 92123.

David A. Weckler  
633 8th Ave.  
San Francisco, CA 94118

Dear KUG,

One of the things which constantly bugs me is the form of the Kaypro documentation, i.e. the books. You can not lay them open. So, what I would like to do is cut off the backs of all the books, punch them and insert them in loose leaf binders. It seems impossible to find the right size binders. I have talked to binder manufacturers here in Houston and the problem is that they have to make a special die for each size of binder and the cost of the die is such that they need an order for 500 or more to make it even remotely economical. I would still like to be able to purchase a set. Hence, if enough of our members will write to me with commitments for quantities of 1", 1-1/2", and 2" binders I think we could get the price down to \$6.00 or so.

Bill Brown  
P.O. Box 462  
Port Gibson, MS 39150

Dear KUG,

Before all, just a little word to tell you I'm really happy when I receive my KUGRAM in the mailbox. It's really a precious tool.

I resolved the problem of ventilation quite simply. I purchased an air cleaner and managed to direct the draft so that it strikes the holes of my Kaypro II. There are more efficient solutions, I know. But this one has its advantages: 1) air that is pushed into and that passes through the computer is clean; 2) it refreshes me a bit, and 3) it's cheap.

Jean Paul Le Bourhis  
8286 Drolet  
Montreal, Quebec  
Canada H2P 2H2

## Wanted

We are getting requests for printer configurations using Wordstar version 3.3 and we do not have these on file. If you are using a printer with WS version 3.3, please send us the config information so we can help other members.

Dear KUG,

What do you do when you've typed a document on Perfect Writer and try to save it on file, only to get a "Read Only" error message because you changed disks in drive B and forgot to do a CTRL-X CTRL-C? The last time that happened to me, I decided to check into the PW.SWP file to see how much of my document was there. I was disappointed that TYPE PW.SWP did no good. So I wrote the following SBASIC program, which did the trick:

```
VAR X=CHAR
ECHO OFF
ON ERROR GOTO 1.PRINT
1. AGAIN INPUT #9;X
1. PRINT IF X<32 OR X>126 THEN PRINT
   ELSE PRINT X;
IF INP(5) =16 THEN BEGIN
IF X<32 OR X>126 THEN PRINT #1; ELSE
   PRINT #1;X;
GOTO 1.AGAIN
```

I called this program SWPSAVE, and loaded it in Drive A, my PW disk in Drive B, and typed: SWPSAVE B:PW.SWP. The computer displayed for me the ASCII contents of PW.SWP, and most of my document. (Exit the program by typing CTRL-C.) After viewing it a couple of times, I had an idea of where my document started and stopped in the SWP file. Then I ran the program one more time with my printer on. When it got to where my document began, I hit CTRL-P, "print it." Hitting any other key stopped the printing. I still had to retype my document into a new file, but at least not all my creative muse had been lost on a dumb warm boot.

Ron Friedrich  
1101 Woodcrest Dr.  
Garland, TX 75040

## A Nice Thought

We recently received a check for renewal to the KUGRAM. Enclosed with the check was this printed notice:

"The road to success is always under construction but together we've just paved a few more miles."

This was meant for all KUGGERS.



# THE BREAD BOARD SYSTEM

A REVOLUTION IN COMMUNICATION SYSTEMS

Copyright©1983 by Philip L. Becker

**\$299.95** Plus Shipping and Handling \$2.50

**Who says remote computer communication has to be tricky? Whoever they are, they're wrong. Why must it take a programmer to set up and maintain a personal communications system? It doesn't anymore! TBBS offers a fast, friendly, flexible, easy to use and responsive approach to remote computer communications which is as easy to set up and use as a spread sheet.**

1. Word wrapping so that various screen sizes get a smooth and properly formatted display no matter what screen size was used during text entry. Your callers will love you for it!

2. Complex or Simple Structures. Up to 20 levels of Menu Nesting and UNLIMITED numbers of menus may be utilized for those of you sinister enough to force your users to traverse the "Twisty Passageways."

3. Electronic Mail Service plus up to 25 separate message boards. These boards can be configured for either Private or Combined access or both. You can even authorize individual SYSOPS for each of the message boards!! Each user may be given read only, read/write or no access to each board!

4. Menus are composed using a Menu Editor allowing total flexibility in system appearance. TBBS may be made to look like a system you've seen before or like something totally new and unique.

5. Question and answer capability allows product ordering, vote taking, user surveys etc.

6. Storage capacity and efficiency. TBBS utilizes 1/3 the disk space of competing systems! Maximum message capacity is 2500 messages! The userlog stores system configuration, access and privilege levels, password and other important information for up to 65,535 separate users.

7. Option to disallow new users. By denying access to new users a completely private system can be constructed. This is particularly useful in user group and business applications.

8. System security is enhanced by the optional uses of a logon password check, 255 privilege levels, and 16 feature/command authorization flags. These features provide an unprecedented flexibility in presenting TBBS to various users.

9. Fully protected remote use of DOS, Basic and most programs, including SYSOPing, is available if desired. This may be restricted or public.

10. All system maintenance is easily accomplished with the provided utility programs. Such tasks as removal of deleted messages,

restoration of deleted messages, userlog maintenance, menu creation/editing, configuration of system options, and system backup are easier than ever before! Continuity in message reply chains is preserved where logical when messages are deleted in the middle of the chain.

11. Fast, Responsive, and fully protected!! 1200 baud on TBBS averages 40%-120% faster throughput than competitive boards. TBBS responds instantly when a caller commands! Most other systems respond at the end of a line or series of lines or at certain times not at all. TBBS is ready for a new caller in an average of 5 seconds!! With TBBS you can expect a 50% increase in the number of callers serviced due to rapid reset time, system responsiveness and advanced system engineering techniques. TBBS also cleans up correctly after accidental loss of carrier. No hung systems! No lost messages! No forgotten deletes! Even when using remote DOS!

12. At last, a TRULY COMPATIBLE system!! User and SYSOP interface is identical and all data and control files are fully transportable across all supported machine and DOS types!

13. System requires a Kaypro Computer with at least 400K of disk space, a hardware clock/calendar, CP/M2.2, and an auto-answer 300 or 300/1200 baud modem. (NOTE: 1200 baud requires a specially modified cable.) We also support many other CP/M 2.2, MS-DOS 2.XX and Radio Shack TRS-80 Models I, III and 4 computers.

14. To see what we are talking about call TBBS headquarters at (303) 690-4566. TBBS has to be used to believe!

KAYPRO is a registered trademark of Non-Linear Systems, Inc.

QX-10 is a registered trademark of Epson America, Inc.

CPIM is a registered trademark of Digital Research, Inc.

MS-DOS is a registered trademark of Microsoft, Inc.

TRS-80 is a registered trademark of Tandy Corporation.

**Are we excited about this product? You bet!!! You will be too when you personally experience the flexibility and power of building your own personalized information system using TBBS.**



## EBERT PERSONAL COMPUTERS INC.

WE ACCEPT



4122 S. Parker Road  
Aurora, CO 80014  
**(303) 693-8400**  
Dealer Inquiries Invited

**Monday-Friday**  
**9:30 AM-6:30 PM**  
**Saturday 10 AM-5 PM**

## Two P W Tips

### CHANGE CASE

One undocumented feature of Perfect Writer changes the case of the letter the cursor is on. An upper-case letter becomes lower case or a lower-case letter upper case.

The command is Ctrl-^, which is the control key followed by the arrow found above the 6. Thus, hold down the control and shift keys simultaneously and type 6.

To make it a one-touch command, configure a keypad key to 1E hexadecimal.

### CHECKING DISK SPACE

A sometimes frustrating aspect of Perfect Writer is the need to exit to CP/M to check the amount of space used on the disk. An easier way is to use a SUB file.

Put the SUBMIT.COM and STAT.COM files from the CP/M disk on the disk in either A: or B: drives. (Kaypro II users will find there's not enough room to put it on the packed-full Perfect Writer disk in the A: drive.) Create a file called STAT.SUB on the same disk. Here's the one I use:

```
B:STAT  
MENU
```

When you want to check the disk space remaining, go to the menu and select option C (Send a command line to CP/M). Then type:

```
B:SUBMIT B:STAT
```

(Obviously, if the files are on the A: drive you omit the B:.)

The result will be to exit to CP/M, flash the status of both disks and return you to the menu.

Stan Strick  
4514 75th St. SW  
Mukilteo, WA 98275

## SBasic Programs

The CP/M command "TYPE FILENAME CTRL-P" is nice for printing a text file quickly. However, my printer does not properly interpret the TAB character, and I have grown weary of having "A>" typed on the bottom of the page. I've written the following SBASIC program to beat both problems. I call it "PRINT.BAS."

```
VAR LETTER=CHAR  
VAR TABCOUNT=INTEGER  
  
REPEAT BEGIN  
FOR TABCOUNT=8 TO 1 STEP -1  
  INPUT #9;LETTER  
  CASE LETTER OF  
    9: PRINT #1;SPC(TABCOUNT);  
    26: REM DO NOTHING (EOF)  
    LETTER: PRINT #1;LETTER;  
  END  
  IF LETTER<32 THEN TABCOUNT=1  
NEXT TABCOUNT  
END UNTIL LETTER=26  
PRINT #1
```

I run the program by typing: PRINT B:FILENAME.EXT. The program will send text file called "FILENAME.EXT" to the printer.

How can you get a truly random number in an SBASIC program?

```
VAR X=CHAR  
VAR R=REAL  
$LINES rem line generation off  
PRINT "[Instructions/Delay tactic]"  
PRINT "Hit a key to continue."  
rem Clear keyboard buffer:  
INPUT3 #5;X  
INPUT3 #5;X  
rem Here's the routine:  
REPEAT BEGIN  
  R=RND(1)  
  INPUT3 #5;X  
  END UNTIL X>|0  
rem Continue with program...
```

The REPEAT routine will keep running through the SBASIC list of random numbers until a key is hit. The result of the routine will be an unpredictable random number (R) and usable keyboard data (X).

Ron Friedrich  
1101 Woodcrest Drive  
Garland, TX 75040

**Time to RENEW!??**

## Book Review

by Katherine Loukides

Perfectly Serious...An In-Depth Look at Perfect Writer by Kristin A. Farry approaches that word processor as a programming language. The author speaks to the experienced user, the user who understands basic commands and wants to take advantage of the full power of PW.

Her efforts are successful. She helps the reader develop an understanding of the grammar of the word processor, "the general rules governing the behavior of file formatting." Thus, Ms. Farry makes sense of the examples given in the Perfect manuals.

The author draws a distinction between Perfect Writer the word processing editor, and Perfect Writer the full program, which includes the editor, the formatter and the printer.

In the eight chapters which comprise Parts I and II, Ms. Farry discusses user-defined variables; the difference between @REF and @VALUE; nesting variables; @INCLUDE for formatting and printing long documents; sectioning commands; pagefooting and numbering pages; and handling figures, tables, and endnotes.

Part III covers PW's font-changing commands. Seven-bit and eight-bit character translation and width tables are accompanied by detailed pfconfig explanations and examples. Also included is an ASCII conversion table.

Especially valuable are the sections containing lists of commands that can be copied verbatim (no pun intended, PW fans) or easily adapted for formatting your own lengthy manuscripts.

Perfectly Serious offers clear and concise, yet thorough, explanations which are followed by examples that cover a variety of formatting possibilities.

Before starting your next book, take a look at this one. It is available at computer stores or by mail (\$19.95 plus \$2.00 for shipping and handling) from Win-Com Publications, 5400 Lytle Road, Waynesville, OH 45068.

## Kaypro News

Kaypro Corp. has introduced a new low-end version of the Kaypro 2. It is called The New 2. The New 2 comes with one double sided, double density 390K drive. This computer is priced to sell at \$995.00 and is bundled with Wordstar, MBasic and the CP/M operating system. Additional software is being offered in an upgrade kit with a second disk drive for \$495.00.

The Junior Business Pack will include the New 2, the Kaypro printer, bundled software and the Type-It typewriter emulation software. The Pack will sell for \$1,495.00.

Kaypro is now bundling Mite communications software from Microft Labs with the Kaypro 4 and the Kaypro 10. This will probably take the place of Superterm at no additional increase in price. If you already own a Kaypro 4 or a Kaypro 10 you should be able to purchase Mite from Microft for \$20.00 instead of the retail price of \$150.00.

After evaluating local-area-networking for more than a year, Kaypro has decided to use KayNet, licensed from Orange Compuco of Costa Mesa, CA.

KayNet can network up to 20 Kaypro computers (2, 2X, 4, or 10) in any combination, with each machine capable of operating a printer. It is also unnecessary to dedicate terminals, so if one unit in the network fails the others will continue to operate.

KayNet is available from Kaypro dealers for \$300.00.

## More Fan Info

In the last issue we did not include the entire address for the manufacturer of the Fay-Soft fan. Their address and phone number is:

Fay-Soft  
31220 La Baya Drive, Suite 110  
Westlake Village, CA 91362  
Phone: 805-496-3960



**"I wish I had read this handbook a year ago. It would have saved me time, money and much frustration. It is typical of PeopleTalk's high quality publications."**

Durham, NC

**"I couldn't believe my eyes or the price! You found a need and filled it."**

Scotts Valley, CA

### **Free Software Handbook only \$17.95!**

(Handbook plus software disks \$57.95. Disks only \$49.95.)

Features the top 70 programs in public domain —

- What they are
- When they're useful
- How to acquire them
- How they work

#### **Also from PeopleTalk:**

Wordstar and Friends for the

Kaypro 2 & 4, **\$21.95**

Perfect Manual for the Kaypro 2, **\$17.95**


Perfect Manual for the Kaypro 4, **\$17.95**

#### **Supercharge your Kaypro with Smartkey!**

Only \$74.95 to customize your computer. Program your own keyboard to turn your most-used commands into ONE KEYSTROKE.

#### **Subscribe to the PeopleTalk Quarterly.**

Tips, tricks, short-cuts, brainstormers. Plus a Help-line Column with answers. \$20.00 per year. (4 issues)



See your dealer or order direct:

**PeopleTalk Associates Inc.**

P. O. Box 863652

Plano, TX 75086

214/423-4634

Please include product price in U.S. Dollars + \$2 shipping and handling (\$5 surface mail outside U.S.)



## EASYFLOW Review

By Richard Silverman (Norwalk, Connecticut) for StylePerfect Associates.

### A TOOL FOR SYSTEMS AND WORKFLOW DESIGN

Flow-charting is an extremely useful tool for programmers, administrative managers and engineers. It is particularly useful in dealing with highly-structured languages.

EASYFLOW (HavenTree Software Ltd., R.R.#1, Seeley's Bay, Ontario, Canada, KOH 2N0, \$49.95pp) creates attractive flowcharts—with almost any degree of sophistication—very quickly and easily. One can use any word-processing program or editor to create the text file, and the software package itself to create the chart. Then the chart can be printed immediately or stored to a disk for later printing.

Eighteen "step" shapes (process, input/output, document, etc.) are standard, but any desired shape can be created. Commands within the text file specify the shape for each step, the contents of the shape, the pathway from step to step (the default is simply to the next step), shape or column positions to be skipped, conditionals (IF . . . ELSE), how the flowline enters and leaves the shape (top, bottom, right, left), and other factors. Other text file commands use the printer's capabilities as desired (including compressed type, closer line spacing, graphics, or any other options available). And EASYFLOW allows you to use and create special printer configuration files for automatic commands.

Documentation is superb, with 111 pages of well-organized listings, descriptions of commands, tutorials, disk-based examples, and a 9-page index. A quick reference card and planning grid are included.

Within minutes of opening the package, I created my first flow chart. After that, experiments with the many features available demonstrated that the program yields quality results while offering both versatility and simplicity. EASYFLOW is an excellent value for those who need to depict systems and flows.

## Speed-up Review

By Frank Fallon

If you have an older Kaypro II running at 2.5 MHz and you want to speed it up to 4 or 5 MHz, Highland Microkit, P.O. Box 21A, Highland, MD 20777, has a high speed upgrade kit at \$50 that will fill the bill. The solderless kit includes everything you will need to make the modification: a new Z80, monitor EPROM, replacements for U66, U86, U87, an IC extractor tool, a wired switch and fantastically clear directions which include drawings and photographs.

Installation is simply a matter of removing the Kaypro cover, removing and then reinserting five chips, and placing a prewired switch on one of the vents on the back panel. When finished, the user is able to run the Kaypro at either 2.5 or 5 MHz with the flip of a switch.

You get a lot for your money. The Z80 is a ZILOG and not the less dependable SGS chip. But be advised that while all Kaypro IIs can easily be made to run at 4 MHz, some Kaypro IIs are not going to perform at 5 MHz unless you replace at least one of the following: an SIO, a PIO or perhaps the EPROM (U47) with faster parts. Highland will send you an SIO for \$10, and a PIO for \$5, and the EPROM as a flat trade. The kit comes set for 5 MHz operation and all that is necessary to slow it to 4 MHz is to move a red wire from U86 and plug it into the socket on U87. If you find you have problems, you can call Dan Carl at (301) 854-0115 for help.

For those who run Calc programs or programs that involve memory use without many disk accesses, there will be a tremendous speed up. But everything runs faster with the Highland kit.

The entire operation will take less than an hour. Removing chips, especially the Z80, is the most time consuming part of the project and must be done carefully. When completed, the Kaypro will run at either 5 or 2.5 MHz with the flick of a switch on the back of the machine. And all that must be remembered is that you must cold boot if you change the speed selection. You will also have to run the CP/M copy utility at 2.5.

## Best of KUGBB

The Lost Dutchman's Gold Mine RCP/M in Phoenix has a file on-line called MOVCPMNU.LBR. It contains an automated patch routine that, when applied to ANY copy of MOVCPM.COM, creates MOVCPMNU.COM. MOVCPMNU.COM will run, not only on your Kaypro 10 system, but on ANY CP/M system. The number is 602/848-6700; 300-1200 baud; 24 hours unless in use. Enjoy...  
—Jim Gronek

I just received the latest issue of the KUGRAM. I submitted a tip to this board and it appeared on page 26 of the new KUGRAM. Please note there is an error. The example for Wordstar indicates that a ^P^S^Q^P will save your document and return you to your place in the document. This is a typo. It should read ^K^S^Q^P.  
—Rich Bruski

To boldface in BASIC or many other languages, you just print the line, followed by a carriage return followed by the line again. In BASIC, be sure to use semicolons, e.g. LPRINT "X";CHR\$(8);"X" would print an X, back up one space, and print a second X right where the first one is.  
—Aaron Contorer

There is a way to modify CP/M so that programs will autoboot upon a cold boot. The procedure is as follows—

- Call up your copy of copy.com.
- Choose the 'O' option.
- Choose the 'S' option.
- Make sure the disk that you want to modify is in Drive B.
- Hit a carriage return.
- You will then receive a very intimidating message about a CCP command line. This is whatever you would normally type at the A> prompt. This can be any CP/M command or stack of commands up to 256 letters. Ex: ERA \*.BAK WS would erase all backup files and call up Wordstar. After typing in the line hit a return when done. The line will then execute upon cold boots only.
- Dan Seibold

Here's a quick routine to print with Perfect Writer. Write a file called V.SUB containing the line: A:PF -P -VERBATIM \$1 <CR>.

Put this on your PW disk, along with SUBMIT.COM—which I rename DO.COM (save those keystrokes). From the CP/M prompt, to print a document exactly as it appears on your screen (i.e. the PW verbatim mode, adding page numbers at the bottom), enter DO V <FILENAME.EXT>, where FILENAME.EXT is your file. PF.COM will print your document and return you to the PW menu or to CP/M if you have taken the menu off your disk (another time-saver). For dBASE freaks, PW and dBI fit very nicely on one disk if you remove the menu. Then the dBASE command: QUIT TO "A:PW & FILE," "DBASE" etc. will take you to PW and back to dBASE automatically. Not quite "windows" but pretty convenient.

—Richard Hudson

A while back I read a review of keyboard programs like Smartkey. One that they rated high was Xtrakey, and since it was much cheaper, I ordered a copy. I couldn't be happier with the program. Not only does it do everything it says it can do, but it has one of the most entertaining and informative manuals I've ever seen—and that's saying something. They even compare it with Smartkey, its better-known counterpart, and of course it comes out on top—more features, more flexibility. It allows you to redefine the keypad, any key, and to create as many as 7 sets of superkeys (which require an entry character). You can save—and edit—your sets, as well as dump the contents of a screen to the printer, toggle printer on/off, send messages to printer or screen without interrupting programs, filter out characters, clear screen and much more. Best part, the list price for Xtrakey is only \$49.95—I got mine from a dealer with a discount for \$40.00 on a special order. The manufacturer is Xpert Software, 8865 Pollard Ave., San Diego, CA 92123—phone 619/268-0112. Again, I recommend this highly. Great fun, too.  
—Doyle Niemann

REMEMBER THE NEW KUG BULLETIN BOARD  
NUMBER IS .....

**516-747-8308**

# FREE

With  
Your Order For  
Any 2 Or More Items On  
These next 3 Pages Get a

## Giant 12 Foot Coiled Extension Cord for Your Kaypro keyboard

Send for your free cord today.  
Enjoy that detachable keyboard.  
One Free Cord Per Customer

Regarding this coiled retractable cord: Don't be fooled by cheap imitations. This cord has been specially manufactured to match the unique electrical requirements of the Kaypro computer and meets demanding Kaypro-like specs. It is guaranteed to work with every model Kaypro II, IV, and 10. Don't settle for less from copycat advertisers. Other cords will fail and may hurt your system. Order your free cord today.

This free offer applies to any 2 or more separate items. For example, a Kaypro Quality Cover and one template equals 2 items; 2 templates equal 2 items, but a single box of diskettes is one item. We must reserve the right to end this offer. Don't be disappointed, order today. 12 foot cords sold separately at \$12.95 per cord.

• Toll Free •  
Order Desk Only  
800-533-8049 USA  
800-624-5628 CA  
Information Calls  
(805) 524-4189

CENTRAL COMPUTER PRODUCTS  
860 Central Avenue • Fillmore, CA 93015

© 1984 Central Computer Products

Kaypro is a trademark of the Kaypro Corporation

## Enemies of Kaypro®... Spikes, Surges, and Noise!

The Kaypro has enemies. But now you can protect it from the mish mash of electrical currents that race through your home or business. Powerful up-surges of current can actually blow out your machine. Less powerful, barely noticeable spikes, surges, and noise can silently degrade your system in time, ruining chips, destroying data, and causing expensive service calls.

The Kaypro manual states, 'Line filtering will protect your Kaypro...from power surges or other undesirable occurrences from the power source.' Surge protection will help your Kaypro provide years of trouble-free service. Also, if you plan to use your Kaypro to access information by modem, you must have a reliable high frequency noise (EMI/RFI) suppressor to insure against data loss and scrambling.

There are many "toy" surge suppressors on the market. They are smartly colored, but beware. The performance difference is amazing. The best surge and noise suppressors on the market are made by Panamax. Our "Panamax Challenge Certificate" tells all. It is a startling comparison of Panamax quality with 11 other well-known brands. One aspect of this revealing report tells how Panamax responds to and cuts surges in 5 or less pico seconds, while most other suppressors respond at a comparatively slow 5 to 50 nanoseconds!

Check our regular low prices. Try the Panamax of your choice for 15 days. Receive the "Panamax Challenge Certificate" with your purchase. If not completely satisfied with your purchase, return for immediate full refund. Your Kaypro deserves Panamax protection, the best there is. Order today.


## Introducing A Classic Form Fitting Kaypro Cover

At last, the classic Kaypro dust cover you'll be proud to own and use. This first rate computer cover is made from a premium, lint free, static free, washable, free breathing, and fade resistant sailcloth. It comes in a rich looking Navy blue or Royal blue, and has a smart contrasting silver gray piping and trim that adds a superior finished look. Made to form fit and protect a Kaypro that is set up and ready to use.

For a limited time only, your price for this factory direct, custom made, sailcloth Quality Cover is \$16.95. When ordering, remember to indicate color preference. This special low price is subject to change. You must be completely satisfied with this cover or we'll refund your money immediately. Order today.

**Richly tailored inside and out.** Look inside any of our Quality Covers; see the ultimate finishing; we use machines that sew with 3 needles so that no edge will ever unravel or shed lint. We stress perfection because you deserve the best. Compare for long-lasting satisfaction.

Kleertex®



- \$18.95 for one
- \$35.00 for two
- \$49.95 for three
- Why pay more?

## Learn Software Commands Super, Super Fast!

Now Available:  
Wordstar/MailMerge  
dBase II

Time-saving Kleertex templates are made from a durable, non-glare plastic, and can be put on and lifted off the keyboard instantly. The software commands on Kleertex templates are easy to read and are conveniently arranged in alphabetical order. With a Kleertex template on

your keyboard, software commands are only a glance away, at your fingertips. This makes it easy to learn programs that come with your Kaypro. Stop going back to the book to get a software command. Now you can learn software commands super fast, so you can make better use of your powerful programs. The expertly organized Wordstar/Mailmerge template, for example, gets you into word processing in half the time. A special dBase II template cuts through the learning curve like a knife and gets you programming sooner. Kleertex templates for Perfect Writer/Filer and Perfect Calc get you moving fast on these programs too. Once you try Kleertex templates, you'll wonder how you ever got along without these useful tools. Central's special price for one template is \$18.95. Choose any two templates for \$35 and save. If you like, you may combine purchase of any of these four templates for super savings. Complete satisfaction is guaranteed or money-back. Makes learning software a breeze. Great value. Order today.

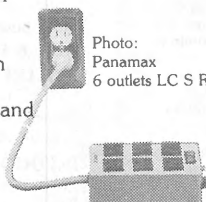
### PANAMAX SURGE SUPPRESSORS

Description	List	Price
2 outlets, D NF	\$ 79.00	\$ 59.00
4 outlets, LC S RB NF	\$109.00	\$ 89.00
6 outlets, LC S RB NF	\$119.00	\$ 99.00
UltraMax, LC S UA NF	\$159.00	\$129.00
TeleMax, D 1OL 2PJ NF	\$ 89.00	\$ 72.00

D: Connects direct to grounded wall jack.  
LC: Includes 6 foot long heavy duty line cord.  
S: Includes illuminated on/off switch.  
NF: Includes EMI/RFI noise filter.  
RB: Includes reset button.  
OL: Includes outlet.  
PJ: Includes 2 phone jack receptacles.  
UA: Includes under voltage alarm/brown out protection.  
All units include the added security of a 4 amp fuse.  
Unique Panamax EMI/RFI noise filters provide protection in common and transverse mode. Essential for modem communications, multi-user stations, etc.  
All Panamax units are factory guaranteed for 60 months.

"Spikes and surges can be the greatest threat to your computer outside a 4 year old child with a jelly sandwich aimed for the disk drive slot."


Photo:  
Panamax  
6 outlets LC S RB NF.



"Power line-associated problems are estimated to cause nearly 70 to 90 percent of the malfunctions in the IBM PC."

"Overvoltage can be fatal to both data and hardware alike."  
P.C. Magazine, March 1983

Photo: Form fitting Kaypro cover.



Matching sailcloth printer covers are \$14.95 each. Complete list sent with order.

New. Special two-piece Kaypro sailcloth cover. Set covers CPU and keyboard. \$19.95 per set.

- Quality tailoring
- Easy care fabrics
- Attractive colors
- Professional appeal

## FACTORY DIRECT

## Lockable Diskette Defender

Handsome, sturdy, smoke-tinted acrylic tray holds 70 Kaypro-size diskettes. Flip-up lid keeps out dust, debris, and moisture, and locks securely to guard your important work. Comes with 7 dividers that make for easy filing and keep floppies upright to prevent bending, warping, and scratching. Tough metal lock never comes in contact with diskettes because it is enclosed in a plastic housing. Super value at \$23.95 for one, or \$22.95 each if you buy 2 or more. Keep prying eyes and sticky fingers away from your data. Order today.

## Cables

Top quality, individually tested 36 pin Centronics-type standard parallel cables for all model Kaypros. These are made to work hard and long. Guaranteed.

5 ft cables ... \$18.95 each  
10 ft cables ... \$24.95 each

Top quality, individually tested ribbon modem RS 232C cables designed with reinforced clamps for a sure continuous connection and made especially for your Kaypro. These work every time.

2 ft cables ... \$14.95 each  
5 ft cables ... \$16.95 each



## Free Screen Smarts!

Peter McWilliams, William Buckley, Steven Frankel, and a cast of thousands rave about how **SmartKey II** speeds up and improves accuracy in computing by reducing often used multiple keystrokes to single keys.

**SmartKey II** lets you easily reprogram as many upper and lower case keys on your keyboard as you want, even while WordStar, CalcStar, dBase II, Perfect Writer, or any other software is in operation.

Uses for this powerful, easy-to-operate program are endless. With SmartKey II you can assign up to 3,750 characters to a single key. Once you have redefined keys, you can put them to work or change them at will. You can also store your "smart key" definitions in a special file and use them later, or make numerous definition files to use with a variety of your favorite programs or projects. Imagine saving complex command codes, boilerplate paragraphs, sentences, names, inventory numbers, or whatever, and then injecting any of them into your work with the stroke of a single key. This is a must-have, time saving computer program for all busy Kaypro users.

SmartKey II has a little known super companion program called SmartPrint II. SmartPrint II retails at \$49.95. SmartPrint lets you give single-stroke commands to your dot matrix printer to make it produce italics, greek characters, graphic symbols, boldface, underlining, extended typefaces, accent marks, and much more. SmartKey II retails at \$89.95. Now, for a limited time only, Central's SmartKey II and SmartPrint II **combination pack** is only \$79. In addition, as a bonus, with your purchase you will get a **free** copy of Paul Golding's book, *Screen Smarts, The Computer Tamer's Guide*. This book is a \$15.95 value. It tells how Mr. Golding, a professional writer, uses SmartKey II to turn his humble computer into a supercharged dedicated word processor. Please don't delay, this offer may not be repeated. Order today to get SmartKey II, SmartPrint II, and a free copy of the newly revised edition of *Screen Smarts, The Computer Tamer's Guide*, fast.

Warning: SmartKey II makes lesser programs look dumb, dumb, dumb. Comes with step-by-step manual.

## Stop Tearing Up Your Disk Drives!

If you're using your Kaypro as a printer buffer instead of a computer, you may be tearing up your disk drives. Disk drives are mechanical devices, they are often the first parts of a computer to go sour. No wonder. Everytime you feed your printer a file, the drives whirl madly until the printer has accepted the entire file. Sometimes this takes a long, long time.

If you're tired of hearing your disk drives grind down, you need a printer buffer. The best performance and price buffer on the market is the Consolink MicroSpooler. This computer-like tool absorbs files as fast as your computer can send them, and then patiently feeds or spools them to your printer a few bytes at a time.

The MicroSpooler is an intelligent, feature-packed buffer. It is easy to install and operate. Merely place it between your computer and printer, then connect it with two cables, and feed files as large as 64K within seconds to your letter quality or dot matrix printer. The instant the transfer is complete, you can operate your computer again. The MicroSpooler does the rest.

The MicroSpooler comes in a variety of configurations. You can link your Kaypro to any popular printer with two inexpensive cables. Please check our low MicroSpooler prices. You won't find a more feature-packed or reasonably priced spooler around. Try the MicroSpooler of your choice for 15 days. If you are not completely satisfied with your purchase, return it for an immediate full refund. Your Kaypro deserves this attractive and useful accessory. Order a compact and powerful MicroSpooler for your computer today. Works with all model computers.

The Kaypro can dump a file faster than a printer can accept it. This device will catch the file, quiet the disk drives, and let you compute again.



Photo: MicroSpooler 64 K P-P

### CONSOLINK MICROSPOOLERS

Description	List	Price
64 K P-P	\$315.00	\$279.95
64 K P-S	\$343.00	\$299.95
64 K S-S	\$349.00	\$299.95
64 K S-P	\$339.00	\$294.95
Two Cables	\$ 56.00	\$ 29.00

64 K Stores and spools files as large as 64 K.  
P-P Parallel Kaypro port to parallel printer port.  
P-S Parallel Kaypro port to serial printer port.  
S-S Serial Kaypro port to serial printer port.  
S-P Serial Kaypro port to parallel printer port.  
Cables Set includes one special male to female connector and one male-male connector.  
\*Please tell us model and type of printer you're connecting to your computer.

#### Includes these unique features:

- Status digital readout
- Multiple copy function
- Temporary pause function
- Sleek internal power supply
- Comprehensive self test routine
- Slimline attractive casing
- Front panel reset
- 12 month factory guarantee

## Central Computer Products

860 Central Avenue  
Fillmore, California 93015  
(805) 524-4189

Mail Order service you can depend on.

- Personal Service
- Low Prices
- Fast, safe deliveries
- Tele-Support

### Price Protection Policy

Central Computer Products will meet or beat any price listed in this magazine on products also advertised in our ads. Please try our friendly service today for safe, affordable, price-protected, lightning fast deliveries. Thank you.

## Save Money. Save Worry.



3M diskettes.

Certified

100% error-free.

Guaranteed for life

Tested 327 ways.

They work like a charm on Kaypros.

Factory sealed. Best data diskette made.

3M — One less thing to worry about.

No minimums — No limits

Box of 10 SS-DD Kaypro II diskettes: **\$18.00**

Box of 10 DS-DD Kaypro IV diskettes: **\$23.00**

Box of 10 DS-DD Kaypro 10 diskettes: **\$23.00**

3M Head Cleaning Kits for Kaypros: \$21.95

3M DeskTop 24"x 26" Anti-Static Mats: \$44.00

## Toll Free Order Desk

800-533-8049 USA

800-624-5628 CA

Product Description List Central

### Kaypro Software

<b>ADVANCED MICRO TECH</b>		
MicroLib	\$295.00	\$199.00
<b>ATI TRAINING DISKS</b>		
CP/M	\$ 39.95	\$ 34.00
MBasic	\$ 39.95	\$ 34.00
Microplan	\$ 75.00	\$ 59.00
Multiplan	\$ 75.00	\$ 59.00
Wordstar	\$ 75.00	\$ 59.00

### BORLAND INTERNATIONAL

Turbo Pascal 2.0	\$ 49.95	\$ 47.95
------------------	----------	----------

### CHUCK ATKINSON PROGRAMS

Quick Check	\$ 95.00	\$ 79.00
Quick Check + AR	\$195.00	\$155.00
Retail Inventory + Q Register	\$395.00	\$299.00

### COMPUTER EDITYPE SYSTEMS

Magic Print ★	\$195.00	\$155.00
Magic Bind ★	\$250.00	\$199.00
Magic Index — includes ★	\$295.00	\$245.00
All superior Wordstar enhancers		

### CDE SOFTWARE

Checks & Balances now with check printing	\$ 74.95	\$ 69.95
---	----------	----------

### COMPUTRONICS

VersaBusiness Series		
VersaLedger II	\$149.95	\$115.00
Any other modules	\$ 99.95	\$ 79.50

### CONTINENTAL SOFTWARE

Home Accountant Plus	\$ 99.95	\$ 79.95
----------------------	----------	----------

### DATA DECISIONS, INC.

KBAR	\$ 89.98	\$ 79.00
One pass Kaypro 10 backup utility		

### DG/SYSTEMS

Rembrandt	\$ 79.95	\$ 66.00
-----------	----------	----------

### DIGITAL MARKETING

Bibliography ★	\$ 99.00	\$ 89.00
Datebook II	\$295.00	\$228.00
Footnote and Pair ★	\$ 99.00	\$ 79.00
Grammatik ★	\$ 75.00	\$ 69.00
Hyper Typer	\$ 29.95	\$ 26.00
Index ★	\$ 99.00	\$ 89.00
Milestone	\$250.00	\$199.00
Notebook	\$150.00	\$109.00
The Specialist, Medical Billing	\$995.00	\$750.00
Writer's Pak — includes all ★ products	\$295.00	\$250.00

### EAGLE ENTERPRISES

Citation	\$185.00	\$155.00
General Ledger	\$395.00	\$185.00

### FINANCIAL PLANNING ASSOC

Mini Model	\$495.00	\$398.00
Demo — with manual	\$ 75.00	\$ 60.00

### FOX AND GELLER

dGraph ★	\$295.00	\$225.00
dUtil ★	\$ 99.00	\$ 89.00
QuickCode ★	\$295.00	\$225.00
QuickScreen ★	\$149.00	\$129.00
QuickScreen CBasic	\$149.00	\$129.00
QuickScreen MBasic	\$149.00	\$129.00
All ★ products are dBase II enhancers		

### FYI, INC.

FYI 3000	\$395.00	\$295.00
SuperFile — now with Sort 'n Merge	\$195.00	\$145.00

### INFOCOM

Enchanter	\$ 39.95	\$ 37.95
Deadline	\$ 49.95	\$ 47.00
PlanetFall	\$ 39.95	\$ 37.95
Zork I	\$ 39.95	\$ 37.95
Zork II & III each	\$ 44.95	\$ 42.00

### LEXISOFT

SpellBinder	\$495.00	\$299.00
-------------	----------	----------

### MICROSOFT

Basic Compiler	\$395.00	\$299.00
MultiPlan	\$195.00	\$157.00

### MICROSOLUTIONS

Uniform Kaypro II Reads 32 machine formats	\$ 69.95	\$ 49.95
Uniform Kaypro IV or 10 Reads 90+ machine formats	\$ 69.95	\$ 49.95

continued on next page —



## Toll Free Order Desk

800-533-8049 USA

800-624-5628 CA

### Product Description List Central

#### Kaypro Software - continued

<b>MICROSTUFF</b>		
CrossTalk	\$195.00	\$149.00
<b>MYCROFT LABS</b>		
Compat	\$ 99.00	\$ 89.00
Mite	\$150.00	\$ 99.00
<b>NORTHWESTERN ANALYTICAL</b>		
StatPak	\$495.00	\$399.00
<b>PEARLSOFT</b>		
Personal Pearl	\$295.00	\$225.00
<b>PLU PERFECT SYSTEMS</b>		
Plu Perfect Writer CP/M 2.2E	\$ 39.95	\$ 37.00
Backgrounder	\$ 45.00	\$ 42.00
CP/M 2.2E only	\$ 32.00	\$ 30.00
<b>QUIC-N-EASY PROD.</b>		
Q-Pro-4	\$595.00	\$395.00
with multikey file indexing		
<b>SAN FRANCISCO COMP</b>		
Power!	\$169.00	\$125.00
DocuPower!	\$169.00	\$125.00
<b>SCIENTIFIC MARKETING</b>		
MarketFax	\$495.00	\$359.00
<b>SCREENPLAY SYSTEMS</b>		
Scriptor	\$295.00	\$265.00
<b>SOFTCRAFT</b>		
Fancy Font 2.0	\$180.00	\$149.00
<b>SOFTWARE RESEARCH TECH</b>		
SmartKey II + & SmartPrint II +	\$139.00	\$ 79.00
dFastest -	\$ 89.00	\$ 79.00
sorts dBase II files 33 times faster		
<b>SOFTWARE TOOLWORKS</b>		
Eliza	\$ 24.94	\$ 22.00
MyChess	\$ 34.95	\$ 29.95
Word Wiggle	\$ 29.95	\$ 27.00
<b>SORCIM</b>		
SuperCalc 2	\$295.00	\$235.00
<b>STAR SYSTEMS</b>		
The Accounting Partner	\$395.00	\$285.00
Star Systems I, Integrated	\$795.00	\$635.00
Upgrade AP to SS1 Integrated	\$400.00	\$350.00
<b>SUPERSOFT</b>		
Disk Doctor	\$100.00	\$ 75.00
<b>T/MAKER COMPANY</b>		
T/Maker III	\$275.00	\$199.00
T/Maker Integrated	\$495.00	\$379.00
with relational database manager		

#### Hardware

<b>ADVENT PRODUCTS</b>		
Anti-Glare Screen	\$ 24.95	\$ 21.95
5 Mhz Speed-Up Turbo Board	\$ 99.95	\$ 89.95
External Monitor Adaptor	\$ 69.95	\$ 59.95
ProGraphics	\$299.95	\$269.95
<b>DATASOLVERS</b>		
Internal 300 Baud Modem	\$199.75	\$187.00
Internal 1200 Baud Modem	\$427.50	\$389.00
for Kaypro II, IV, 10		
<b>GAMMA RESEARCH</b>		
DC/UPS	\$469.00	\$430.00
<b>PANAMAX</b>		
PowerMax -	\$559.00	\$399.95
250 Watt Battery Back-up		
<b>SWP MICROCOMPUTER PROD</b>		
128k Co-Power-88 MSDOS	\$400.00	\$375.00
256k Co-Power-88 MSDOS	\$500.00	\$475.00

#### Supplies

ComRex I and II	Prt Wheels	\$ 24.95
Dysan SSDD Kaypro II disks	10/box	\$ 29.95
Dysan DSDD IV & 10 disks	10/box	\$ 39.95

#### Bookware

Compleat Kaypro II, IV & 10	\$ 16.95	\$ 15.95
CP/M for the Kaypro	\$ 16.95	\$ 15.95
with an Intro to dBase II		
Wordstar and Friends	\$ 21.95	\$ 20.95
Free Software Handbook	\$ 17.95	\$ 16.95
FS Handbook & 70 programs	\$ 67.90	\$ 48.00
Using CP/M on Kaypro 10	\$ 19.50	\$ 18.50

Free yellow Hi-Liter pen sent with every book order.  
Prices, specifications, and offers subject to change without notice.

## Do You Wish Writing Was Easier?

If you need to write, or want to write clearly, your Kaypro and the software program **Punctuation and Style** can help you get there faster. It improves, clarifies, and enriches your writing by identifying sentences with misused, redundant, faulty, cliched, or erroneous phrases, and shows you how to improve them. It helps you rewrite and check your work by quickly marking and annotating your files for easy correction. In addition to computer-fast identification of awkward, muddy, pompous, and wordy sentence structure, it also finds missing or improper punctuation, unbalanced quotes, wrong abbreviations, faulty capitalizations, and much more. **Punctuation and Style** actually improves your writing by mercilessly pointing out grammatical errors. After a few weeks with Oasis System's **Punctuation and Style** your writing is bound to become more dynamic, expressive, and honest. In time, you'll stop worrying about grammar and work on projecting ideas instead. After all, that's what writing is about.

**Punctuation and Style** makes writing and rewriting much easier. The list price of **Punctuation and Style** is \$125. Central's price is \$95. Experience the power of this valuable "Punctuation Checking and Writing Improvement Software" yourself. Order today to get this program fast.

*Punctuation and Style works on files created with Wordstar or Perfect Writer. It comes with an easy to use, clearly written manual and is packaged in an attractive binder. Join thousands who now write with more confidence, faster, and better.*

## 5 Star Money Manager

Chuck Atkinson's **Quick Check** software is a five star home and small business money manager that really works. It has three very important computer-friendly qualities: **Quick Check** is fast, accurate, and forgiving.

**Quick Check** can help you use your Kaypro to do practical work like drastically cutting down the time you spend paying monthly bills, reconciling your check book, collecting tax data, and managing your income. This program's ease of use, absence of tricky computer commands, and simple-but-accurate accounting procedures make it a pleasure to use. It is a superior money manager.

**Quick Check** makes family and small business bookkeeping simple. Single keystroke commands help you pay bills, keep track of deductible and non-deductible items, print checks, correct mistakes, make use of extensive on-screen help menus, and do much more. In short, **Quick Check** can help you keep track of all your income and expenses.

The list price of **Quick Check** is \$95. Central's current price is \$79. Use **Quick Check** and your Kaypro to keep important personal or business financial facts and figures at your fingertips. This fine software will save you years of frustration in the management of your money. Order today to get this time and money saving program fast. Guaranteed.

Attention: **Quick Check** is much easier to use than similar programs. 30-day trial and money back guarantee.

## Cordura Travel Case


This full featured, padded carrying case is made from a super-material called "cordura." This material is rip, shred, and water resistant. The Coverman Kaypro case comes fully padded and lined, so your Kaypro is protected from unexpected bumps and jolts. Since your Kaypro is completely enclosed in this case, it keeps rain, sand, and other debris out of your machine. The Coverman case comes with external carrying handles, and a detachable, heavily padded shoulder strap, that comes in handy when you have to carry your Kaypro over a long distance. There is also a large interior pocket, perfect for transporting manuals and diskettes. The Coverman Kaypro carrying case is regularly \$79.95. Central is proud to offer this expertly constructed case at \$59.95. Please indicate your choice of color: silver-gray, dark blue, or brown. All straps and carrying handles are black. You must be completely satisfied with your purchase of this handsome travel case or receive a refund immediately. Order today.



## Perfect Kaypro® Stand

Simple, strong, sturdy, safe. These words describe an attractive, angled stand that provides a perfect spot to place your Kaypro.

This stand is made from rounded, steel rods covered with a thick, shiny, soft, black polymer material that protects your Kaypro and table top from scratches. Unlike flat wood or acrylic panels used in other stands, the tough supporting rods of the Smart Stand (TM) do not obstruct air flow. In fact, since your Kaypro is lifted off the table top and gently angled by this stand, air rises up from under your computer, and flows freely through it to help keep it cool. When you're finished computing, you can slide the keyboard completely under the stand to create a working area on your desk. The Smart Stand is a super value at \$34.95. Try it for 15 days. If not completely satisfied, send it back for a full refund. Matching 80 or 132 column printer stands are only \$19.95 or \$23.95. Order today to get the Smart Stand fast.



## CENTRAL COMPUTER PRODUCTS

860 Central Avenue, Dept. 4G  
Fillmore, California 93015  
(805) 524-4189

Dear Central,

Please send me the items listed below. I want fast, friendly service. Don't forget to include my free 12 foot extension cord. I understand there is no charge for this cord if I purchase 2 or more items from these 3 pages. My check, money order, or card no. is enclosed. Thanks.

Description	Price
Kaypro Model _____	Sub Total _____
CA Resident 6% Tax	_____
Postage & Handling	\$ 3.00
<b>FIRM MONEY BACK GUARANTEE</b>	Total \$ _____
<b>ORDER WITH CONFIDENCE</b>	
<input type="checkbox"/> Navy blue	<input type="checkbox"/> Royal blue
<input type="checkbox"/> Send free catalog	<input type="checkbox"/> Send free 12 foot cord
<input type="checkbox"/> Check enclosed	<input type="checkbox"/> Money Order enclosed
<input type="checkbox"/> Visa/Mastercard # _____	
Exp. Date _____	Sig. _____
Name _____	
Address _____	
City _____	State _____ Zip _____
Visa and Mastercard phone orders accepted. <b>Call toll free.</b>	
To order by mail use coupon, letter, or photo copy. Thank you.	

Central Computer Products

# Program PW with SUBMIT

by Joe Cobb

Perfect Writer, as you know, is a menu-driven word processing program. After a few weeks of watching the main menu load into memory every time I started working, I figured out how to bypass it. Typing 'PW' and 'B:filename.mss' got me into a file, but the pesky menu still came up whenever I wanted to print a document.

The solution is to create a personalized menu—shorter, customized to my tastes, and one that won't auto-load between each function (unless I want it to). The SUBMIT.COM program on our master CP/M disk lets us do this easily. Here is a step-by-step guide:

First load your old menu and take some notes. When you hit 'F' a command line appears at the bottom and asks for the filename you want to format. After you type it and <CR>, the format menu appears. If you hit 'G' the menu will execute a command that you could have entered yourself, 'PF B:FILENAME.MSS'.

What if you wanted to format to the console? Hit 'C' before using 'G' and look at the command line at the bottom. Notice it now says 'PF -C B:FILENAME.MSS'. If you want to perform one of my favorite routines, formatting to a console-readable file that won't scroll, named 'B:FILE.FIN,' the command line says: 'PF -DEV FILE -O B:FILE B:FILENAME.MSS.' Take notes on every possible combination you think you might want to use some day.

Now 'PIP' SUBMIT.COM onto your working A:disk. To use SUBMIT.COM, you first must create a '.SUB' file that it will look for to execute when you call it.

Let's make this easy, so—using Perfect Writer—create a new file named 'A:E.SUB' with only one short line, which will read: 'PW B:\$1.MSS<CR>' and save it. Don't forget the carriage return; it's important. Insert the working A:disk containing PW.COM, SUBMIT.COM, and E.SUB, and put a disk with some manuscript file <'filemane.mss'> in the B:drive.

Now exit to CP/M and type 'SUBMIT E FILENAME<CR>' without using the 'B' or '.MSS' with 'FILENAME.' (You must observe the spaces between the three parts of the submit-sequence.) Your computer will immediately warm boot and you will see the following on the screen: 'A>PW B:FILENAME.MSS' as the 'E.SUB' file adds the drive name and the '.MSS' suffix to your filename. The #1 in your 'E.SUB' file was a special kind of dummy variable that was replaced with the third part of the submit-sequence, in this case 'FILENAME.'

Now let's build a complicated one, called 'D.SUB,' which will permit you to format a manuscript to a file that can be read by Perfect Writer on your console with all the headings, paginations, and line lengths of a printed document. (See my article in the Vol. 2 no. 4 KUGRAM for more about this kind of format.)

Use PW to create a file named 'A:D.SUB' and fill it with 'PF -DEV FILE -O B:FILE B:\$1.MSS<CR>.' From the old menu you can tell this command will format the manuscript for a different device (file) and name it differently ('B:FILE.FIN'). With Perfect Formatter on the A:disk, enter 'SUBMIT D FILENAME<CR>' and watch the warm boot and 'A>PF -DEV FILE -O B:FILE B: FILENAME.MSS' appear, followed by Perfect Formatter's operations.

You will want to make about seven 'SUB' files, each with a one or two letter name. When you have finished creating the set of '.SUB' files, you are ready to build your personalized menu. Each '.SUB' file will occupy 1K of disk space, and SUBMIT.COM itself will take 2K. Notice you have already saved over half of MENU.COM's space.

Use 'SUBMIT E MYMENU' to design your own description of all your '.SUB' files. If you use the auto-load feature of CP/M, following Sysgen, you can add 'TYPE MYMENU' and it will come on the screen after each cold boot (not after a warm boot). You can recall it by using the reset button on your Kaypro, but it never forces you to read it more than once per working session.

Joe Cobb  
325 Pennsylvania Ave., S.E.  
Washington, DC 20003

# WORDSTAR by Chiang

## PRINTING WITH WORDSTAR

Outlined below is the method of printing a file using Wordstar, as opposed to Perfect Writer.

When you want to print a file in Perfect Writer, you go to the MENU program, where all your options are listed. First of all, you choose option F, to format your file. If you need any special features of your printer, you get your file formatted, creating a .FIN file on disk. Then, at the menu, you pick P, to print a formatted file, and you're off and running. For the Quick Print option, you send the output to printer from the Formatting Menu.

Things are rather different in Wordstar. It is a totally on-screen formatted program, including such things as margins and page breaks. Thus, there is never a need to format a file, because it is largely formatted on screen. You print straight from the textfile.

The result is a difference in formatting flexibility. While Wordstar does have certain print formatting commands (dot commands, which are not for this column), they're nothing like Perfect Writer's scores of format and environment commands. If you want some features like VERSE and QUOTATION or MAJORHEADING and SUBHEADING, you won't find them in Wordstar. Formatting in Wordstar is done by hand. You look at your screen, insert lines and spaces, and arrange your text the way you like it. Wordstar will print out everything as it appears, so you already know how it'll look. Whether you like Perfect Writer's formatting commands or prefer arranging your text on screen with Wordstar is a matter of taste. (If you don't need any fancy formatting, Wordstar may be more convenient.)

To print with Wordstar, you choose option P at the opening menu. It asks you the name of the file you wish to print. As with Perfect Writer, you cannot print from RAM; it has to be a file saved on disk. Then Wordstar begins a series of questions about how you want the file to print. Some are rather odd, but here they are.

## DISK FILE OUTPUT (Y/N):

Do you want the output to go onto your disk? Probably not, so a <CR> supplies the default, No. If you say Yes, it will then ask you what name you want to give the output file.

START AT PAGE NUMBER (RETURN for beginning)?

If you would like to start the printing at a page other than the first, you can, so long as you give the page number. (If your last printing was interrupted, this may be handy.) A <CR> will begin the printing at page one.

STOP AFTER PAGE NUMBER (RETURN for end)?

As above, a simple question. If you just want the first few pages, you can get just those. Default is the end of your file.

USE FORM FEEDS (Y/N)

This is a bit odd. Some printers will move to the top of the next page by using a special character. This is in case you have a printer that works better with the form feed character, rather than a row of <CR>s. If you don't know or care, a <CR> will supply the default (no).

SUPPRESS PAGE FORMATTING (Y/N)

This asks you if you want the text to be printed out as it looked on screen, or simply dumped to the printer. If you answer yes and suppress formatting, all the dot commands will appear on the paper, for proofreading purposes for example. If you are printing a file already formatted by some other word processing program or printing a file which was written to disk, you can use this option. A <CR> will supply a No, for normal formatting.

PAUSE FOR PAPER CHNGE BETWEEN PAGES (Y/N)

This will cause the printer to stop at the bottom of each page, and you must press P to continue output.

Finally, Wordstar tells you that as soon as you are ready to print, press <CR> and everything will start up.



## KAREL the Robot

A number of people are interested in finding a way to begin to learn to program. Some people advocate learning BASIC because it is easy to learn and is interpreted. Others advocate learning a language with more structure, thereby allowing for better programs. We would like to make you familiar with still another approach. That is to first learn the language of KAREL the Robot and then move up to structured languages like Pascal (or to S-BASIC).

KAREL the Robot inhabits a two-dimensional grid of horizontal streets and vertical avenues displayed on a screen. Along with KAREL, his "world" contains walls which prevent his forward motion and beepers which are found on various corners of the world or in a beeper bag which he carries around his waist. KAREL and his language were created by Richard Pattis, whose KAREL the Robot, A Gentle Introduction to the Art of Programming (New York: John Wiley & Sons, 1981) introduce beginning programmers to the language constructs found in Pascal. It avoids treating the complicated data structures and other troublesome concepts that sometimes get in the way of learning programming techniques. It was first used by instructors at Stanford University and the University of California at Berkeley during the beginning weeks of introductory programming classes as a preview to Pascal but it has now been adopted at many other universities, high schools and industrial training facilities throughout the United States and abroad. (The authors have found that bright children can also benefit from using this language.)

KAREL's language contains five primitive instructions: move, turnleft, pickbeeper, putbeeper and turnoff. It also allows the user to define new instructions. In addition, an iterate instruction and a while instruction allow for definite and indefinite looping. The primitive instructions, the ability to define new instructions and to do looping allow the user to write fairly complex programs using the top-down method which most computer scientists recommend. Thus, the language is an excellent way to begin to learn about programming.

KAREL the Robot can be studied without using a computer; however, it is then difficult to know if the programs written are executing correctly. The authors have made it possible for Kaypro owners who have the S-BASIC compiler to create and run KAREL the Robot programs on their computers. Ms. Rising has written KED, a syntax-directed editor for KAREL's language, along with a program which can create worlds in which KAREL can live. Dr. Rehmer has written a program which translates the output of KED into an equivalent S-BASIC program. When this program is compiled and run, the results of the KAREL program can be seen. The programs to do this have been provided to the KAYPRO USERS' GROUP. (See LIBRARY)

A syntax-directed editor allows a programmer to "write" a program using brief commands to add, insert or delete language constructs. The editor enters templates representing these constructs and then the user completes the templates, sometimes with other templates. The editor guides this process by restricting entry to valid constructs, thus preventing the user from entering anything that is not syntactically correct. The program is represented internally as a syntax tree with each node corresponding to a template or a portion of a template. To allow the programmer to see the text of the program, the editor uses an unparser to present a pretty-printed version of the program.


The output of KED is a list of integers which is a representation of the syntax tree as well as a listing of the program. The program CREATE translates the list of integers into an S-BASIC program. (Looking at the S-BASIC listing can provide some idea of how this structured language is much like the Robot language.)

Finally, the world is built and the compiled S-BASIC program is run on that world. Compiling the S-BASIC program can be quite time consuming (typically 5 minutes).

Linda Rising and Karl Rehmer  
Department of Computer Technology  
Indiana U.-Purdue U. at Ft. Wayne  
Ft. Wayne, IN 46805



# MS-DOS, CP/M and RAM Drive For Your CP/M Computer



Now you can dramatically expand the software capabilities of your CP/M computer with CO-POWER-88 from SWP Microcomputer Products.

Introducing CO-POWER-88, the powerful 16-bit, 8088 co-processor that upgrades your Z-80, CP/M computer to run both MS-DOS and CP/M-86. What's more, MS-DOS on the CO-POWER-88 is format and data compatible with the IBM PC.

Available in 2 RAM sizes, 128k and 256k, the CO-POWER-88 runs at a quick 5.33 MHz. It gets its power from your computer's power supply and uses a maximum of just 750 mils at 4.5 volts.

#### Installation is simple.

When you order your CO-POWER-88, you'll receive two circuit boards: the Z-80 adapter board and the main processor board. You'll also receive a complete owner's manual and easy-to-follow installation instructions.

When your package arrives at your door, the world of 16-bit processing is just minutes away.

**CO-POWER-88 does not replace your Z-80, so you can still run CP/M.**

Imagine the versatility, compatibility and power that CO-POWER-88 gives you, allowing for both CP/M and MS-DOS, IBM PC compatibility processing.

**SWP**  
MICROCOMPUTER PRODUCTS, INC.

2500 E. Randol Mill Rd. • Arlington, TX 76011

And, as an added feature, CO-POWER-88's RAM can be used as a high-speed simulated disk drive when processing under CP/M.

#### How IBM-PC compatible is the CO-POWER-88?

Most MS-DOS, IBM-PC software will run under the CO-POWER-88. To inquire about a specific program, call or write us.

#### Contact your local SWP dealer, or order direct by mail.

If you own a Kaypro, Morrow, Zorba, Actrix, Osborne, Bigboard, Xerox 820, or SWP ATR8000, then CO-POWER-88 is for you! Contact your local SWP dealer, or use the convenient mail order coupon below. Better yet, for fastest delivery, use your credit card and shop by phone.

Credit Card Orders Save Time!	
Call 817-469-1181 or 817-861-0421 And Order Now	
Department <b>KU/04</b>	
Or Mail Coupon to: SWP, 2500 E. Randol Mill Rd., Suite 125, Arlington, TX 76011	
Please ship the following:	
<input type="checkbox"/>	128k CO-POWER-88 with MS-DOS @ \$400.00 + \$10.00 shipping.
<input type="checkbox"/>	256k CO-POWER-88 with MS-DOS @ \$500.00 + \$10.00 shipping.
<input type="checkbox"/>	CP/M-86 (16-Bit Disk Operating System) @ \$60.00 + \$5.00 shipping.
Configurations: (check one) 5 1/4" drive _____ or 8" drive _____	
Brand of Computer _____	
<input type="checkbox"/> I want to learn more about the CO-POWER-88. Enclosed is \$1.00 (no checks please) for more literature, including a comprehensive listing of MS-DOS and CP/M-86 software that runs on the CO-POWER-88.	
Method of payment:	
<input type="checkbox"/> Personal Check enclosed (must clear bank before shipping)	
<input type="checkbox"/> Certified Check or Money Order enclosed.	
<input type="checkbox"/> Charge the following credit card:	
<input type="checkbox"/> Master Card <input type="checkbox"/> Visa	
Credit Card # _____ Exp. Date _____	
Master Card Bank _____	
Subtotal: _____ + Shipping _____ + Sales Tax (Texas Residents add 5%) _____	
= Total Enclosed: _____	
Name _____	
Address _____	
City _____ State _____ Zip _____	
Phone (h) (_____) (w) (_____) _____	
Signature _____	
© 1984, SWP Microcomputer Products, Inc.	
Trademarks: CO-POWER-88 and ATR8000, SWP Microcomputer Products, Inc., IBM-PC, International Business Machines; Z80, Zilog; MS-DOS, Microsoft, Inc.; CP/M and CP/M-86, Digital Research, Inc.	

# Library

- #101 [Games] PAC-MAN & CHESS
- #102 [Games] ELIZA & GOLF & Misc.
- #103 [Modem] MODEM 795 for Tel. Comm.
- #104 [Helps] HELP CP/M, MBASIC + Others
- #105 [Utilities 1]
- #106 [Games] ADVENTURE
- #107 [Statistical] STATISTICS
- #108 [Games] MBASIC MYSTERY
- #109 [Utilities 2]
- #110 [Pictures] POSTER PRINTOUTS
- #111 [Graphics] KAYPRO 10 GRAPHICS
- #112 [Helps 2] HELP PERFECT, SBASIC, Etc.
- #113 [Business] SBASIC & MBASIC GAMES
- #114 [Directory] "LITTLE BLACK BOOK"
- #115 [Games] STAR TREK +15 MBASIC GAMES
- #116 MULTI-FORMAT DISK FOR KAYPRO II
- #117 MULTI-FORMAT DISK FOR KAYPRO IV
- #118 MULTI-FORMAT DISK FOR KAYPRO 10  
[Multi-Format disks run on CP/M only.]
- #119 [Games] CONCENTRATION + 18 MBASIC
- #120 HP CALCULATOR + MISC.
- #121 [Language] STANDARD FORTH
- #122 [Language] SOURCE FOR FORTH
- #123 [Utilities] WP & PC
- #124 [Utilities 3]
- #125 [Time Management] HANDY
- #126 [Science] ASTRONOMY
- #127 [Utilities] PC & PW
- #128 [Language] KAREL the ROBOT
- #129 [Games] MONOPOLY + MBASIC GAMES
- #130 [Catalog] MASTER CATALOG

## \* New contributions


KUG Disks are in Kaypro II format, but they can be read on and PIPed from any other Kaypro Computer. Directions are included with each disk.

If you would like to receive any of the above, send \$10.00 (for each) to KUG LIBRARY at Box 100, Malverne, N.Y. 11565. DO NOT SEND US ANY DISKS.

Be sure to mention the disk name, number, your mailing address and I.D. number.

If you would like a list of descriptions of the KUG Library disks, send a self addressed stamped envelope to KUG DISKS at the same address as above.

REMEMBER, we will send you a disk from our library for any contribution ON DISK to our LIBRARY or to the KUGRAM.



## CP/M Stuff

How many times did you want to PIP files from one disk to another but found that you did not have PIP.COM on the disk? Maybe you didn't have enough room on the original. Well, just when you thought CP/M's bag of tricks was empty, there is still more!

Place your CP/M disk in drive A and warm boot. At the A> type SAVE @ GET.COM. Call for a DIR and you'll see that you now have a file named GET.COM. At the A> type STAT GET.COM. Look at how much space it takes on the disk ... NONE, ZERO, @. You can put this @k program on all your disks using the SAVE command described above.

Meanwhile, back to PIP. At the A> type PIP. Wait for the star (\*) to appear. When it does, do another WARM boot (by entering Ctrl-C or hitting CR). Again at the A> type GET. Look at what came back: the PIP star (\*). Now you can remove the CP/M disk and place the disks you want PIPed into the drives ... WARM BOOT ... and start PIPing. You MUST warm boot after each change of disks. Don't worry, warm booting does not bother the GET program. In fact, none of the resident commands (DIR, REN, ERA, TYPE, etc.) affect GET.COM. But if you use another transient file, it will take the place of the previous one. You can also use the drive name ie. DIR B:, TYPE FILENAME, or TYPE B:FILENAME.

We call this GET.COM because it is GETTING the last information that was put into the Kaypro's memory.

Another use for GET.COM is to be able to STAT all your disks without having to have the STAT.COM program on them. With your CP/M disk in A: type STAT. Place one of your data disks in drive B:. WARM BOOT. Now type GET B:. Try GET B:\*. \*...

There are many other uses for the GET program. When you find one, let us know how you used it—perhaps to save an important file that did not write to disk, or just a faster way to use some of the CP/M STUFF.



## In Response ...



...Since Kaypro started introducing the Kaypro 4, the Kaypro 10, the Kaypro 2X and others, we have received complaints that some disks work on some Kaypros and some don't. We will try to offer some explanation here.

When the original Kaycomp II became the Kaypro II there was a minor change to the Bios. This affected only the updated Select word processor. The Bios remained pretty much unnoticed until the NEW Kaypro 4 and the NEW Kaypro 10 were introduced. The NEW Kaypro 2X is the same as the 4. The instructions from Kaypro were to sysgen the disk and it would run. It didn't.

Since most of the original programs and public domain software were on Kaypro II format (including the KUG Library), these are the ones you wanted to either run or transfer over to the new Kaypro model.

ALL Kaypro models can read Kaypro II disks !! This is how you make them work:

On the Kaypro II you can use COPY or PIP.

On the Kaypro 4 and the 2X, place PIP.COM on a Kaypro 4 (2X) disk that has been sysgened. Put that disk in A: and your Kaypro II disk in B:. Warm boot. At the A> type PIP A:=B:\*. All your II files will be transferred to the 4 (2X). If you want to go the other way, you must have a formatted II with PIP.COM on it. Place your 4 (2X) to be transferred in drive A: and the II with PIP on it in drive B:. Type B:. At the B> type PIP B:=A:\*. Make sure you have enough room on the disk.

On the Kaypro 10, reset with the floppy drive empty. At the A> place your Kaypro II disk in the drive. Type PIP A:=C:\*. The II files will be on the hard drive. If you want them only on DSDD Kaypro 10 disk then place the DSDD disk in the drive and type PIP C:=A:FILENAME. If you use a separate user area (A1>) you can use the wild card \*, but you will be in user 1 on the floppy disk.

# HOW A \$19.95 INVESTMENT CAN SAVE YOU \$2156.25!

**DateMate** allows you to print at home, for FREE, a 27-page monthly reminder/calendar that could cost up to \$18.75\* in an office supplies store - this year, next year, **every year** - from 1901 through 2099 (bequeath **DateMate** to your children!). 2099 — 1984 × \$18.75 = **\$2156.25!** Enter birthdays, appointments, expenditures, comments, and all is stored *permanently* on diskette in ASCII files. Printouts show each day's information in its proper "date cell," exactly as you entered it. Compare these features with programs costing four and five times as much ..... 1.

Included free if you order now -- **MINDREAD.**

**Skeptical? Try it.**

**Your Kaypro can READ YOUR MIND.**

YES, I want to streamline my life with **DateMate**. Enclosed is my check or money order for \$19.95.

(Tenn. residents please include 7 3/4% sales tax.)

Kaypro model: ☐ 2 ☐ 4 ☐ 10 ☐ Robie

Computer Serial No.: \_\_\_\_\_

Do you have graphics? ☐ Yes ☐ No

Word processing software package that came with your Kaypro: ☐ Perfect Writer ☐ Wordstar

Name \_\_\_\_\_

Address \_\_\_\_\_

City, State, Zip \_\_\_\_\_

Mail to:

**FRESHWARE**

522 Glenpark Dr., DEPT. KG

Nashville, Tennessee 37217

**Thank You Very Much**

**Never pay for another monthly reminder/calendar again . . . for as long as you live!**

**You can't afford NOT to buy DateMate.**

So user-friendly you can run it successfully **BEFORE** reading the instructions.

2. Written **ON** a Kaypro, **FOR** a Kaypro, in "C", the language of the future.
3. Menu driven with screen prompts every step of the way.
4. Full editing capability.
5. Always your choice of screen or hardcopy.
6. Enter birthdays only once — **DateMate** "remembers" designated information from year to year.
7. Major 1985 holidays already entered for you.
8. Keeps track of important names, addresses, and phone numbers. Alphabetical sort if desired.
9. Hospitable User's Guide with helpful hints.

# **DateMate** T.M.

\*Hazel Monthly Planner (R501/71) by Hazel, Inc.

Trademarks: Kaypro, Kaypro Corp.; Wordstar, Micropro, Int'l.; Perfect Writer, Perfect Software Corp.; DateMate, Freshware.

## Sysop's Corner

KUG is getting many requests for information about the KAYPRO USERS' GROUP on CompuServe from interested members. Perhaps you are unfamiliar with CompuServe and SIGs (Special Interest Groups). If you have a modem and a CompuServe Starter Kit (available from KUG for \$35.00 with five free hours and modem disk included), you are all set to explore the vast database of CompuServe via a local telephone line right from your home for only \$6.25 per hour (non-prime time).

PCS 25, the Kaypro Users Group SIG, sponsored by KUG, is only one of many areas within this system you will be able to access with your Kaypro. There are other SIGs for aviation weather, lawyers, ham radio, games, religion, stock prices, and airlines reservations. It is an evergrowing system. There are more than 400 different areas within the system.

The KUG SIG has a message base for asking questions, or leaving messages to other members. There are some 256 messages on the system at any one time and they usually scroll off the board within about a week. So, if you ask a question and don't come back for two weeks, you probably will miss your answer. Replies are usually detailed helpful hints from other SIG users who have already solved the problem and who are ready to help others.

We could write about PCS 25 all day but you must use it to understand it. You will make mistakes as you first did when you tried to use Perfect Writer or Wordstar. The starter kit comes with some documentation but you might want to look at How to Get the Most Out of CompuServe, a Bantam Computer Book by Charles Bowen and David Peyton, who are longtime SYSOPs on CompuServe and write in a much more interesting fashion than the CompuServe documentation. This 277 page spiral bound paperback is packed with information and operating hints on using the CompuServe system, with 45 pages devoted solely to SIGs. In the long run the book will save you money, as it tells you how to speed up menus and accessing within the system. It details the log on procedures and system menus.

Here is a quick HOW- TO. Find the local number in your area which is listed in the starter kit, or you can call the 800 number for the latest numbers. Put a disk containing your modem program in the A drive and a blank disk in the B drive. Log into the B drive and call up your modem program: B>A:KMDM795. On the command line type T CSFIRST.TRY <cr> and then call dial the phone number. This will vary with the modem you are using. When you get an answer, CTRL-C into the the system. If you have noise problems, indicated by }}}}}}}}}{ printing out on your screen, you may do better with a series of <cr>s, but then you will have to type CIS when asked for HOST NAME. You will then be prompted for your PPN, or ID number, and then Password. After the system checks these you will be logged in. Ctrl-Y to open the data buffer to record to disk later on. As a first time user you will be asked a number of questions about your terminal, line length, and upper and lower case. You should know that the Kaypro Users Group SIG uses both upper and lower case and a 75 character line length, so set yours to 78 for good measure. If you do something wrong you can go back later with a GO DEFAULT command and reset your options.

Once you finish and receive the magic ! prompt, you can type GO PCS 25. After a short wait you will be admitted to the SIG. As you enter you will be given message information, the numbers of the messages on the system. You will also be presented with a menu asking if you wish to join the SIG. To be able to download text files and programs you must become a member. To do this select number 2 from the menu and then answer the requested information and you will be automatically entered as a member of the Kaypro Users SIG. Even if you are a KUG member, you do not become a SIG member until you enter this information. You may then wish to read some of the Bulletins, MI for membership information, B for the latest information, or check the HLP files in XA0. If you select OP at the functions prompt you will be able to set the Brief Mode with BR and rid yourself of the time-consuming menus. When you make changes remember to P (for permanent) so as to make your options available every time you log on the system.

(continued)



At almost any point a ? or HLP will bring a series of helpful descriptions. On your first visit you will want to read some messages, but before you do, type SN at the functions prompt and you will be given a list of section names. This will give you a very good idea of how the SIG is organized and where you might find files and programs. It will also tell you where to look for or leave messages. You can read messages with the R command. RF with a number will allow you to read forward to the latest message. At any point if you wish to stop, a T at a menu or prompt will bring you back to the functions prompt. You may leave a message with the L command or more easily with UA (use address) if you discover a member who you feel may help you with a problem. UA will save you from entering name and PPN information, but you will still have to enter a Subject. You can type out your message off line and then enter it into the system with a CTRL-T. Remember to use delays in your modem program. Also use no blank lines unless you enter a period as the first character on a line. Once you finish your message send two line feeds and you will be asked how you wish to store it. A P will allow you to check it for errors, and if you find any, R followed by a line number will allow you to re-enter the entire line. Store your message with the command S#n, where n is the number of the area where it belongs. For example, if you have a question about hard disk it belongs in the hardware section (5), so you enter S#5 and a <cr> to store the message.

The heart of the SIG is its database (X), and you can (A)ccess a database with the command XA followed by a number. For example, if you wished to find a utility or modem program you would type XA1 or XA6, which is where the Kaypro Users' Group SIG keeps its telecommunications and utility programs. When in this area you will see the XA1: prompt. You can search using keywords with the command /Key: followed by the keyword. Let's say you wished to find a copy of MODEM740. You might type /KEY:modem740. You will notice that the extension on the program listed is .BIN. This is the rough equivalent of a .COM file. CIS stores information a bit differently than your Kaypro.

Before you attempt to download, check the HLP files in XA0. Copy them to disk for later reference off line and save money. You may also want to read the description of each database and some brief downloading notes. Do this by typing X for database and then a number. For example, if you were interested in WordStar you might type X8.

When you are finished and have typed BYE or OFF, then CTRL-E back to the modem command line. If you want to save what is in the buffer, type WRT. Then type CPM to go back to the A> prompt.

We have received a number of queries as to what modem you should purchase. We can tell you only which ones we have used and found satisfactory at KUG. A Hayes Smartmodem 1200, a US Robotics, a Rixon T212A, and a UDS have all performed flawlessly. We have had problems with the Signalman.

We hope to see your name and PPN on PCS 25 soon. There's a wealth of information, but don't stay away more than a week or your answer may be gone.

## KAYPRO SPEEDUP UNDER \$50

For 2.5 MHz Kaypro II & IV made  
before September 1983

(if in doubt, write for information)

- Run your older Kaypro at 4 or 5 MHz -up to 25% faster than new models
- Easy Plug-in Installation
- Complete Illustrated Instructions
- Finest Quality Components

Not a "piggyback" board - won't interfere with other upgrades using the Z80 socket.

**Kaypro II Kit 2A \$49.95**

**Kaypro IV Kit 4A \$39.95**

**Money Back Guarantee of Satisfaction**

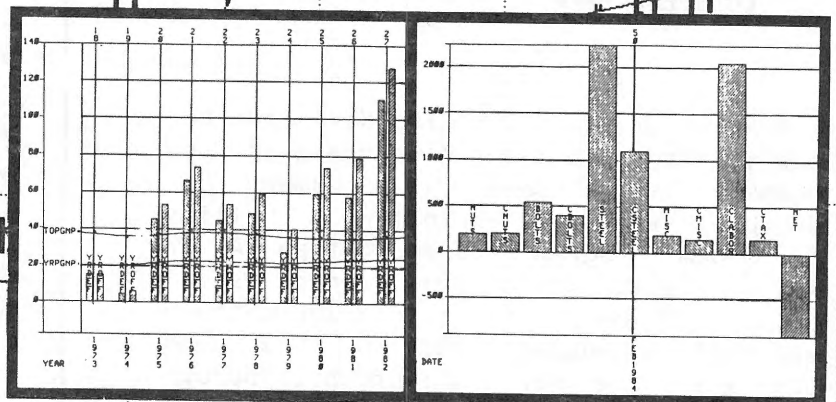
**HIGHLAND MICROKIT**

**P.O. Box 21A**

**Highland, MD 20777**

# A GENERAL PURPOSE DATA ANALYSIS PROGRAM

**ONLY \$149**



XXXXXXXXXXXX

04 Oct 8

# Kaypro Upgrading

By Gregg Platt - PeopleTalk Associates

## THE MODEM CONNECTION PART 2

In our last article we talked about the growth of the KAYPRO Network of Remote CP/M systems and the unusual similarity of these systems which now span the U.S. from Anchorage and Honolulu to Tampa and New York. Though these systems vary in cost from FREE to a high of \$30 per year, they are unique in that they all operate in a similar manner. We're happy to report that the K-Net web continues to grow and now includes stations in Alaska and Michigan (see list below).

Of course, if you're watching your check book you may prefer to try telecomputing with an RCP/M which is closer to home than Anchorage or Honolulu. If so, you'll be pleased to know that there are lot's of good RCP/M systems which offer software of special interest to the KAYPRO user. The list below includes all those which mentioned KAYPRO in their listings. Those which actually use KAYPRO machines are marked with (KB) and those which use other equipment but have KAYPRO areas are marked with (KI).

Although we haven't had an opportunity to check out all of these boards, so far as we know most of them don't have a membership fee (exceptions on fees are noted). However, some do require that you leave your name and voice phone number and wait for a call back from the system operator before you can gain full access.

### Happy Modeming...

CNY Tech RCP/M	(KI) (315) 437-4890
Mid-Suffolk RCP/M	(KI) (516) 751-5639
CURA #1 RCP/M	(KB) (718) 625-5931
CURA #3 NYKUG RCP/M	(KB) (718) 624-9148
KUGNJ1 RBBS	(KB) (201) 291-8319 (Password="KUGNJ1")
Lyra Info Exch	(KI) (201) 625-5728
Greensburg RBBS-RCP/M	(KI) (412) 836-8407
BCIS RCP/M & RBBS	(KI) (703) 281-7907
Springfield RCP/M	(KB) (703) 644-2299
PENSula KUG RBBS	(KB) (804) 838-1645
SBC's Channel 85	(KB) (313) 360-2050
Miami Bulletin & Exch	(KB) (305) 854-7274
Cookeville RBBS	(KB) (615) 528-5039
Physician's Resp Sys	(KB) (615) 967-6889

KAY*FOG RBBS/RCP/M	(KB) (415) 285-2687
Vacaville RBBS/RCPM	(KI) (707) 448-1435
South Bay RBBS/RCPM	(KB) (213) 370-2754
JAC RBBS/RCPM	(KB) (213) 618-0151
Downey RCP/M Exch Ctr	(KB) (213) 806-2226
Los Angeles Comm Sys	(KB) (213) 935-7570
ASCII ATTIC	(KB) (714) 381-2083
K-WEST RBBS/RCPM	(KB) (714) 432-9272
IUC RBBS/RCPM	(KB) (714) 539-9418
MVKUG RBBS/RCPM	(KB) (714) 581-1556
Moonstar RBBS	(KB) (714) 861-8165
NBS RCP/M	(KB) (818) 764-6166
Glendale Litearia	(KB) (818) 956-6164
Lost Dutchman RCP/M	(KB) (602) 848-6708
Computr Parlors RCP/M	(KB) (303) 420-8052
Profes Softw RCP/M	(KB) (303) 591-8756
RCP/M Northwest	(KB) (503) 777-6377
SMUG RCPM/RBBS	(KI) (509) 255-6324

### NEW ON K-NET...

Grand Traverse (KB-FREE) (616) 947-1246  
 PRO-COM RCPM #3 (KB-25/YR) (912) 929-8728  
 AKPRO-NET RCPM (KB-30/YR) (907) 248-2604  
 Write to: 2514 Captain Cook Dr.  
 Anchorage, AK 99503 or call 907-248-1735

### INTUITIVE DATABASE...

Some months ago we mentioned a database program called SALVO which was being released for the KAYPRO. This remarkable software combines a full relational database product with a unique fourth generation programming language, and an inquiry feature which understands a wide variety of plain English requests like: "List my salemen and their customers and orders."

The latest edition of SALVO looks even better than the original. It runs on any graphics-supporting KAYPRO-4, 2X or 10 and also includes a flexible report writer. SALVO also comes with sample programs and and useable manual. Not only is Salvo truly relational but it makes complete use of the remarkable flexibility that a relational database provides; it is easier and more intuitive than any other program I have seen.

At \$495 SALVO is one of the best database buys around. You can buy a limited file-size demo for \$29.95 (with manual) from:

PeopleTalk, Box 863652, Plano, TX 75086  
 Ph: (214)-423-4634.



# Software Review

by Kenneth S. Blair

Two recent programs which run on the Kaypro (and other computers) for retrieving information in a "free-form" format are Free Filer by Telion Software and SeekEasy from Correlation Systems.

They are similar in that they both offer extremely fast sorting routines for finding information which has been stored as text without using "templates" or "records." Each comes with a 32-page instruction manual which is clear, complete, and "cute" in the way it explains the program's operation. Both programs are very easy to configure even for a novice, have excellent error trapping, and appear to be "bug" free. However, this is where the similarity ends.

SeekEasy offers you the ability to find information even if your request is vague, incomplete, or misspelled. Your spelling only needs to come "close" when you request information from records stored in a file. You need not concern yourself with fields, tags, records, delimiters, formats, or key words. In short, you do not even have to remember how your information was filed.

Before you skip the rest of this review and order SeekEasy, you should also know its limitations. The biggest drawback is that each file "entry" is limited to only two lines or about 156 characters. Further, you cannot use it on any of your existing text or database generated files. You must make your two line entries while using the SeekEasy program. This means you will need to do a lot of typing "in" before it will be worth your while to start retrieving "out."

Free Filer has the ability to retrieve and sort information which you have produced with your word processor or database program. It can easily find information within paragraphs of long text files if you use the customary convention of having two carriage returns between paragraphs. This means that you do not need to create special files before you can start using Free Filer to find selected information.

Your search for information is based on "key words" and you can even define up to 15 key words for your search. This means that unlike the "search" feature in most word processors, you can have Free Filer find those paragraphs or entries which contain word "a" and "b" and "c," etc. This is a very useful feature for some applications where your search would otherwise produce a large number of "finds." Another useful feature is its ability to find words regardless of whether the first letter is upper or lower case.

Each program configured easily, and I was so intrigued by the ability of SeekEasy to define special keys that I was tempted to run the configuration program again just to watch it work. It is delightful! However, after using both programs I began asking myself why I needed such programs in the first place. They were like wonderful answers looking for the proper question.

The Free Filer documentation suggested one application for doing a long research paper with WordStar. Put all your research quotations together in one file and when a quote is needed, just use the "R" command to run Free Filer and let it find the proper quote to insert right at the point where you are in your text. This is great in WordStar, but if you use Perfect Writer, you would find Free Filer only slightly more convenient than the two windows and multiple buffers. The manual suggests another possible use by constructing a "Recipe Database" and then sorting it according to the ingredients you have on hand for preparing a meal. If you have the need for an equivalent application in your work, Free Filer may be excellent for you.

Actually, Free Filer comes in two versions. Version 2.0 sells for \$69.95 and does everything described above plus alphabetical sorts, while version 3.0 sells for \$149.95 and has the additional advantage of being able to display your directory and look through all files or selected ones based on the standard CP/M "wild card" usage. This improvement in version 3.0 can make Free Filer much more useful.

continued

For example, I have used it to search through all the files on a disk containing several years of an organization's minutes. It can quickly find a motion or action and write it to a disk file or the printer. I have also used it to search through full disks of information which I captured using my modem with bulletin board systems. It can be very efficient in finding that "new bulletin board number" you forgot to write down or a hint that "must be on one of those disks somewhere."

SeekEasy offers different ideas for using its software. Some applications are listing articles in magazines, organizing collections such as recorded music, and keeping appointment logs or personal information files. When information like bibliographies or other listings take more than two lines, it is possible to break them up under an author or subject heading.

In September, Correlation Systems reduced the price from \$235.00 to \$87.00, which may make it worth buying if you have a regular need for the type of searches it does. They even offer a \$15.00 "demo" disk which has all the features of the "full-capability" disk except that the size of the search file is very limited. Telion Software will also sell you a Free Filer "demo" disk (for a nominal amount) which will search files up to 2K.

My best use of SeekEasy is on my word processor disk. It uses 46K, plus your data file will expand as you fill it, so make sure you have enough empty space on your word processor disk if you want to use the program this way. If you are like me, you have multiple interruptions while writing, such as phone calls, ideas you want to record, or reminders of something you need to do later. Instead of having your desk cluttered with little slips of paper, it is nice to call up SeekEasy long enough to jot down your distraction and go right back to what you were working on.

You can order the software directly from the publisher: SeekEasy from Correlation Systems, 81 Rockinghorse Road, Rancho Palos Verdes, CA 90274, (213) 833-3462; and Free Filer from Telion Software, P.O. Box 1464, La Mirada, CA 90637, (714) 994-5135.

## Vendors

### INVESTMENT SOFTWARE

from  
\$ware Tools for Investors  
P.O. Box 645  
San Luis Rey, CA 92068

### TRIVIA GAME

from  
Media Productions & Marketing  
344 N. 27th Street  
Lincoln, NE 68503

### MICROPRO TRAINING GUIDE

from  
Jane Davis Publications  
P.O. Box 717  
Richboro, PA 18954

### MEDICAL OFFICE SYSTEM

from  
Superior Software Corporation  
202 13th Street, Suite 206  
Augusta, GA 30901

### SHAKLEE DISTRIBUTOR'S SOFTWARE

from  
Tom Cooper  
20 Chestnut Street  
Mahwah, NJ 07430

### SECURITY PASSWORD SYSTEM

from  
Micro/Lock  
P.O. Box B  
Kihei, HI 96753

### BATTERY POWERED PORTABLE PRINTER

from  
Axonix Corporation  
417 Wakara Way  
Salt Lake City, UT 84108

### COMPUTERIZED GREETING CARDS

from  
Compugreet  
P.O. Box 3357  
Reston, VA 22090

\* \*

The VENDOR column is not advertising. We will list as many vendors as space allows. These listings in no way represent our endorsement.

# Kaypro users, Subscribe now.

If you own a Kaypro, six issues of *PROFILES* won't cost you a penny.

If you've purchased a Kaypro computer, the cost of a six-issue *PROFILES* subscription was included in the purchase price. If you sent in your warranty card, you should be on the mailing list. If you haven't received an issue in the mail, please fill out the form below and send it in. We must have accurate serial numbers and zip codes for subscriptions to go through, so be thorough. Please allow 10-12 weeks for delivery. Note: the free subscription begins with the first issue you receive in the mail and has no relationship to the complimentary issue packed in your machine.

If you don't have the luck to own a Kaypro, you can still subscribe (use the lower form). Or you can pick up a copy at any authorized Kaypro dealer. Call 800-447-4700 for the dealer nearest you.

---

## Yes, I own a Kaypro.

I'd really like to receive six issues of *PROFILES*, free of charge.

Name: \_\_\_\_\_  
(LAST) (FIRST) (M.I.)

Address: \_\_\_\_\_

City: \_\_\_\_\_ State: \_\_\_\_\_ Zip: \_\_\_\_\_

Kaypro model: \_\_\_\_\_ Date purchased: \_\_\_\_\_

Serial number: \_\_\_\_\_

(NO FREE SUBSCRIPTIONS WITHOUT SERIAL NUMBER)

\*OWNERS OUTSIDE OF U.S.A. SHOULD CONSULT THEIR KAYPRO DEALERS, OR WRITE TO: KAYPRO INTERNATIONAL, P.O. BOX N, DEL MAR, CA 92014.

**(PLEASE USE ATTACHED REPLY CARD FOR RENEWALS.)**

---

## No, I don't own a Kaypro.

I'd like to receive ten issues of *PROFILES*, and I've enclosed a \$25.00 check or money order made payable to Kaypro Corporation.  
(No cash, please)

Name: \_\_\_\_\_  
(LAST) (FIRST) (M.I.)

Address: \_\_\_\_\_ City: \_\_\_\_\_

State: \_\_\_\_\_ Zip: \_\_\_\_\_

\*SUBSCRIBERS OUTSIDE OF U.S.A. SHOULD WRITE TO: KAYPRO INTERNATIONAL, P.O. BOX N, DEL MAR, CA 92014.

Send to: *PROFILES* Subscriptions, P.O. Box 2889, Del Mar, CA 92014.  
Please allow 10-12 weeks for delivery.





## Chapter News



### SUOKUG

Contact: Lassi Kontula  
Keskustie  
SF-12310 Ryttyla, Finland

### KAYPRO USERS OF MAINE (KUGME)

P.O. Box 8346  
Portland, ME 04101

## EDUCATIONAL SOFTWARE

for KAYPRO. . . .  
developed by educators

- **TYPE-RITER** — a touch typing tutor designed to improve speed and accuracy and teach beginning skills. \$39.95
- **EXAM-RITER** — a teaching tool allowing construction of 100 question multiple choice exams. Program prints tests, scores & stores results. \$59.95
- **ANIMAL MATH** — basic facts drill in a fun, game setting for grades 1-6. Four programs (+, -, x, /). \$29.95 each or set of four \$99.95.

### COMING SOON: DATA-RITER

An easy to use extensive data base application generator. Write for info. \$99.95

**ORDER TODAY** Check, Money Order, COD.  
Add \$2.25 for shipping and handling.



**ORANGE  
MICROWARE**

4418-E Chapman, #311, Orange, CA 92669 Ph # (714) 639-8106

### KAYPRO TECH. USERS GROUP

Contact: Rafael Reyes  
3120 S.W. 64 Avenue  
Miami, FL 33155

### KAYPRO USERS GROUP OF W. AUSTRALIA

Contact: Noelene Swain  
6 Elgon Hill  
Willetton 6155 Australia

### JAVA-KU

Contact: John C. Mulkey  
JL. Wahid Hasyim 5  
Salatiga, Jateng, Indonesia

## 'C' COMPILER

### AN OUTSTANDING VALUE

"We bought and evaluated over \$1500.00 worth of 'C' compilers... C/80 is the one we use."

Dr. Bruce E. Wampler, Aspen Software  
author of "Grammatik"

**C/80** Full featured C Compiler for CP/M with I/O redirection, command expansion, execution trace and profile, initializers, Macro-80 compatibility, ROMable code.

**49.95**

**C/80 FLOATS & LONGS** Adds 32 bit data types to C/80 3.0 compiler. Includes I/O and transcendental function library.

**29.95**

**FREE CATALOG** Call or write for 16 page booklet detailing our programming languages LISP/80, RATFOR, Assemblers, and 25 other CP/M products.



15233 Ventura Blvd., #1118  
Sherman Oaks, CA 91403

(213) 986-4885  
Dealer inquiries invited.

KUGRAM is a KUG membership newsletter published 6 times yearly. The following rates apply:

U.S. & DOMESTIC .... \$15.00  
CANADA & MEXICO .... \$20.00 (U.S. FUNDS)  
INTERNATIONAL ..... \$25.00 (U.S. FUNDS)

Back issues, when available, are \$3.00 each [sent prepaid]. Send payments to: Kaypro Users' Group, Back Issue, Box 100, Malverne, NY 11565 .... Circulation number - (516) 746-0056.

Al Gerson, Editor and Publisher

Although it is a policy to check material placed in the KUGRAM for accuracy, KUG offers no warranty either expressed or implied, and is not responsible for any losses due to the use of any material in this newsletter. Articles submitted by users and published in KUGRAM, which describe hardware modifications, are not supported by Kaypro Corporation or Non-Linear Systems.

KUG is provided as a service to its members for the purpose of fostering the exchange of ideas to enhance their usage of Kaypro Computers. As such, little or no evaluation of the programs or products advertised is performed by Kaypro Corporation, in general, and KUG in particular. The prospective user is hereby put on notice that the programs may contain faults the consequence of which Kaypro Corp. in general and KUG in particular cannot be held responsible. The prospective user is, by virtue of obtaining and using these programs, assuming full risk for all consequences.

KUG is in no way affiliated with Kaypro Corp. other than its need to receive the latest up-to-date information from the company regarding the Kaypro Computer.

KUG's Bulletin Board on Long Island is available to all who wish to use it. However, all "downloading" may require the use of the member's ID Number. Again, this is provided as a service and KUG cannot be held responsible for any faults in the programs available. KUG's BB phone number is (516) 747-8308. CompuServe's Kaypro Forum [KUG SIG] is GO PCS 25.

# Enhance Your KAYPRO®

## CP/M 2.2E

Enhancements for the CP/M operating system

- FASTCOPY. Much faster copy and format operation for single and double-sided disks.
- PUBLIC FILES. Access one copy of your program and related files from any user number.
- Improved TYPE command — includes a print option.
- Automatic drive search, and other useful features.

## Plu\*Perfect Writer

Enhancements for Perfect Writer versions 1.03 and 1.20

- One touch commands, using any keypad key.
- Change the size of your swap file.

### While editing, with new PW commands:

- Obtain a built-in directory listing
- Change disks • Change user number (1.20)
- Set page size and move around pages (1.20)

★ Available for Kaypro II (2), 4 and 10. Enquire about installation procedure on Kaypros with Drivetec drives.

## The Backgrounder

— with definable keys —

### Suspend any program to:

- Print the screen • Write a background file
- Use a Help key • Use any built-in CP/M command

### Fully definable keys:

- Every key is redefinable — up to 255 characters
- All regular keys are still available
- Create and save definitions while running a program
- Automatically load customized definitions for each program

### Background printing:

- Print files while running programs.

**The Backgrounder** — It's like having a second computer! (requires CP/M 2.2E)

★ Previous customers: send original disk plus \$5 to upgrade to latest versions.

See Your Dealer or Purchase Direct

**Plu\*Perfect Systems**

BOX 1494 • IDYLLWILD, CA 92349 • 714-659-4432

(Orders outside N. America, \$5 shipping per disk.  
Any checks should be drawn on U.S. bank.)



K-1 Plu*Perfect Writer & CP/M 2.2E	\$39	_____
K-2 The Backgrounder	\$45	_____
K-3 CP/M 2.2E	\$32	_____
Deduct \$5 if ordering 2 or more disks		_____
Subtotal		_____
California sales tax (6%)		_____
Shipping & handling		3.00
<b>TOTAL</b>		_____

Trademarks: The Backgrounder (Plu\*Perfect Systems), Kaypro (Kaypro Corporation), CP/M (Digital Research), Perfect Writer (Perfect Software).

## KAYPRO USERS GROUP

POST OFFICE BOX 100  
MALVERNE, N.Y. 11565

**BULK RATE  
U.S. POSTAGE  
PAID  
Farmingdale, N.Y.  
Permit No. 51**

## NOTICE

It's time for some KUGGERS to renew their membership. If your KUGRAM label has RENEW printed on it, your membership will expire after the next issue.

The renewal rate is \$15.00 U.S.A ...  
\$20.00 CANADA (U.S.Funds) and should be mailed to KUG RENEWAL, Box 100, Malverne, NY 11565.

\*\*\*\*\* IMPORTANT \*\*\*\*\*

Please write your ID# on the face of the check. The number on the KUGRAM label is your ID number.

**ADDRESS CORRECTION REQUESTED**